


## Anilines - 4.0 Min Gradient

---

Waters Corporation



This is an Application Brief and does not contain a detailed Experimental section.

---

### Abstract

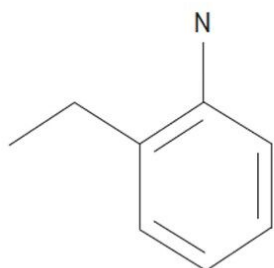
This application brief demonstrates analysis of anilines.

---

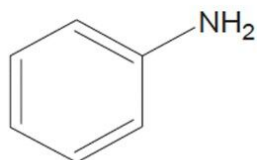
## Introduction

The compounds used in this study are –

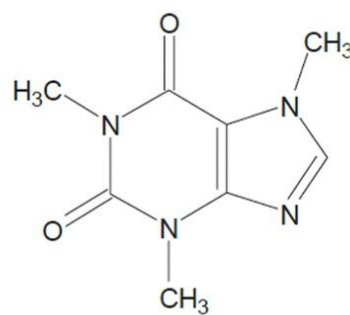
1. Caffeine
2. Aniline
3. N-Methylaniline
4. 2-Ethylaniline
5. 4-Nitroanisole
6. N,N-Dimethylaniline



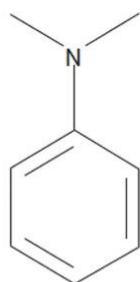
2-Ethylaniline



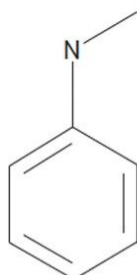
Aniline



Caffeine



N,N-Dimethylaniline



N-Methylaniline



4-Nitroanisole

---

## Experimental

### Conditions

Column:

Xterra MS C<sub>18</sub> 4.6 x 20 mm, 3.5 μm

Part number:

186001891

Mobile phase A:

H<sub>2</sub>O

Mobile phase B: ACN

Mobile phase C: 100 mM NH<sub>4</sub>HCO<sub>3</sub>, pH 10.0

Flow rate: 3.0 mL/min

Injection volume: 5.0 µL

Sample concentration: 20 µg/mL

Temperature: 30 °C

Detection: UV @ 254 nm

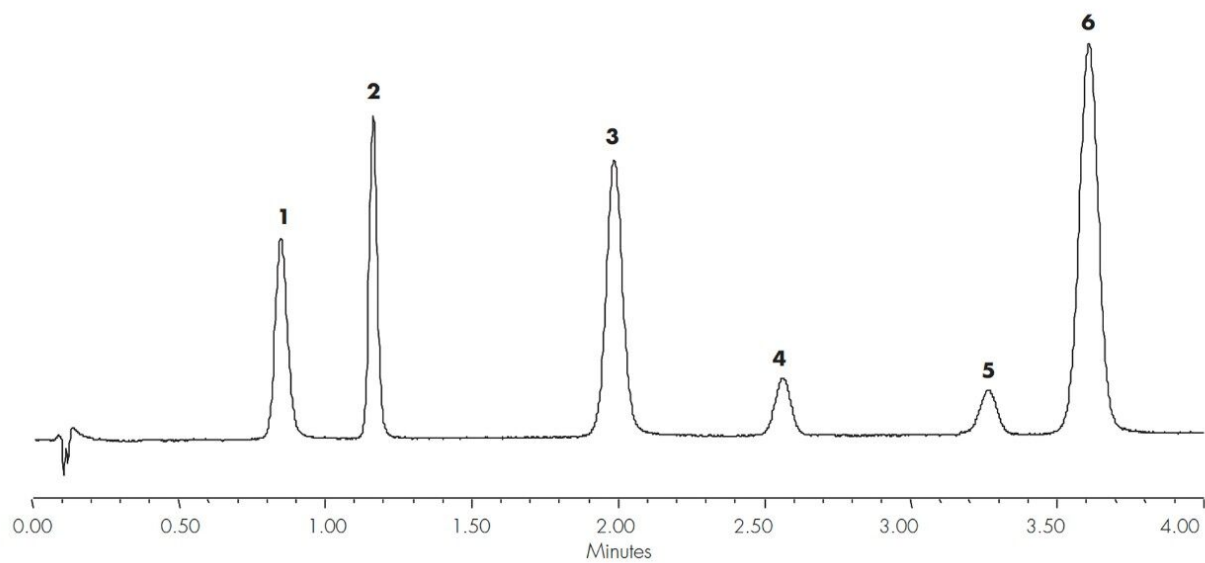
Instrument: Alliance HT 2795, 2996 PDA

### Gradient

Time (min)	Profile		
	%A	%B	%C
0.0	80	10	10
4.0	50	40	10

---

## Results and Discussion



---

## Featured Products

Alliance HPLC System <<https://www.waters.com/534293>>

WA20738.011, June 2002