




## Ethyl p-aminobenzoate

---

Waters Corporation



This is an Application Brief and does not contain a detailed Experimental section.

---

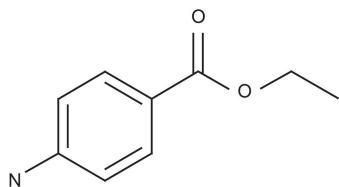
### Abstract

This application brief highlights the analysis of Ethyl p-aminobenzoate using XTerra RP<sub>18</sub> columns.

---

## Introduction

Ethyl p-aminobenzoate has been analyzed in this application brief.



Ethyl p-aminobenzoate

---

## Experimental

### Conditions

Column:	XTerra RP <sub>18</sub> 4.6 x 150 mm, 5 µm (p/n: 186000492)
Mobile phase:	At pH 3.0: H <sub>2</sub> O/ACN/100 mM NH <sub>4</sub> COOH, pH 3.0, 15:75:10 At pH 7.0: H <sub>2</sub> O/ACN/100 mM NH <sub>4</sub> HCO <sub>3</sub> , pH 7.0, 60:30:10 At pH 10.0: H <sub>2</sub> O/ACN/100 mM NH <sub>4</sub> HCO <sub>3</sub> , pH 10.0, 50:40:10
Flow rate:	1.0 mL/min
Injection volume:	5 µL of 250 µg/mL
Temperature:	30 °C

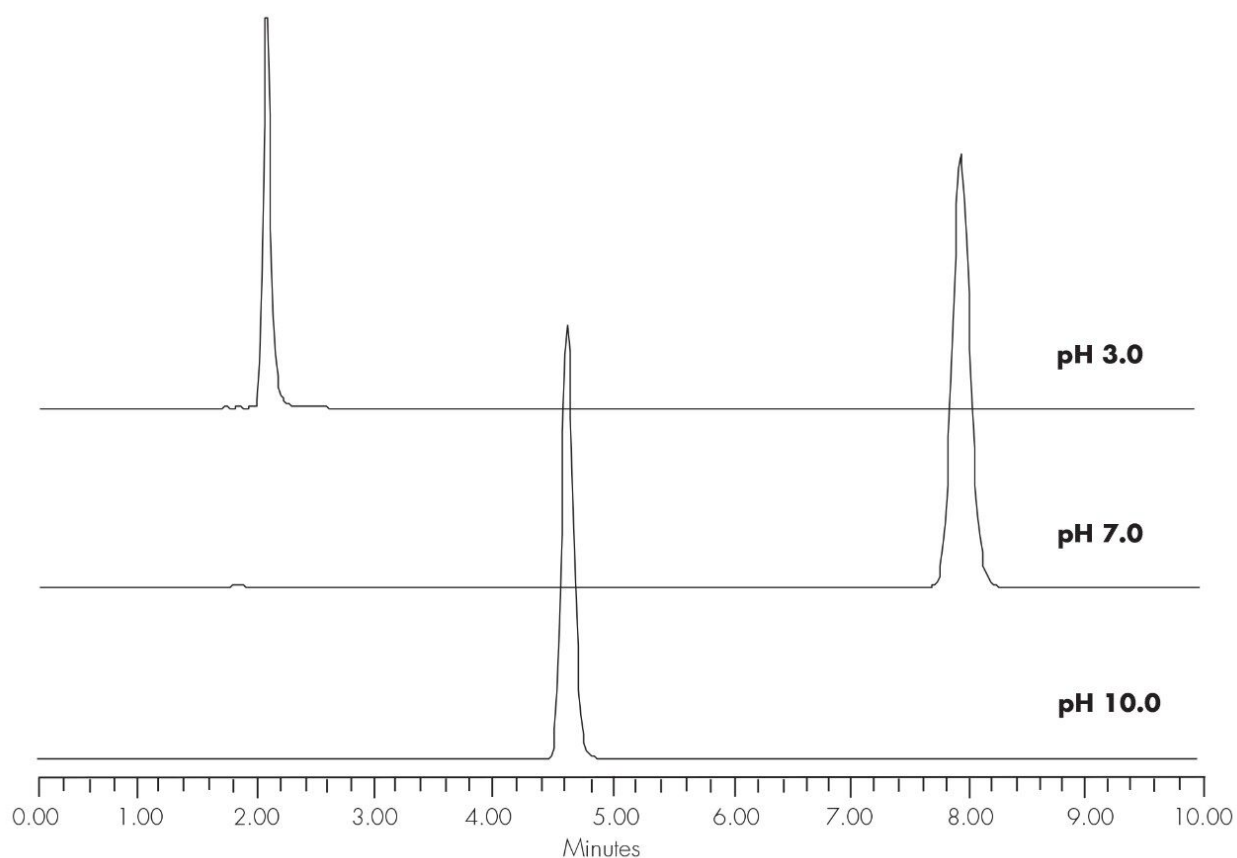
Detection: UV @ 270 nm

Instrument: Alliance 2695, 2996 PDA

Mobile Phase pH	USP Tailing
3.0	1.23
7.0	1.09
10.0	1.14

---

## Results and Discussion



---

## Featured Products

Alliance HPLC <<https://www.waters.com/514248>>

WA20738.050, June 2002