



## Methamphetamines

---

Waters Corporation



*For forensic toxicology use only.*

This is an Application Brief and does not contain a detailed Experimental section.

---

### Abstract

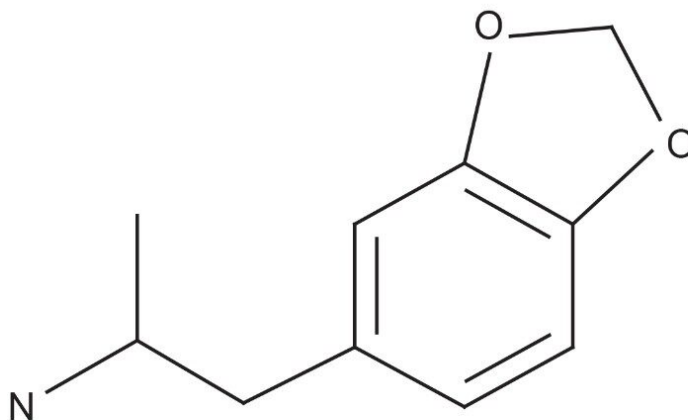
This application brief highlights the analysis of methamphetamines using XTerra Columns.

---

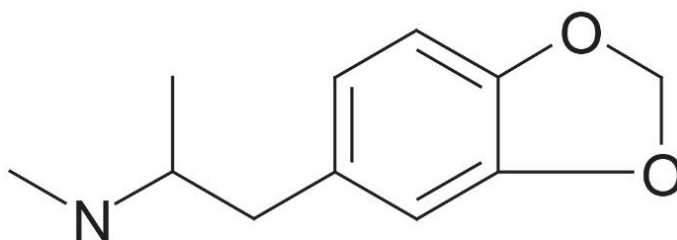
## Introduction

The compounds analyzed in this study are:

1. 3,4-methylenedioxyamphetamine (MDA)
2. 3,4-methylenedioxymethamphetamine (MDMA)



## 3,4-Methylenedioxyamphetamine (MDA)



## 3,4-Methylenedioxymethamphetamine (MDMA)

---

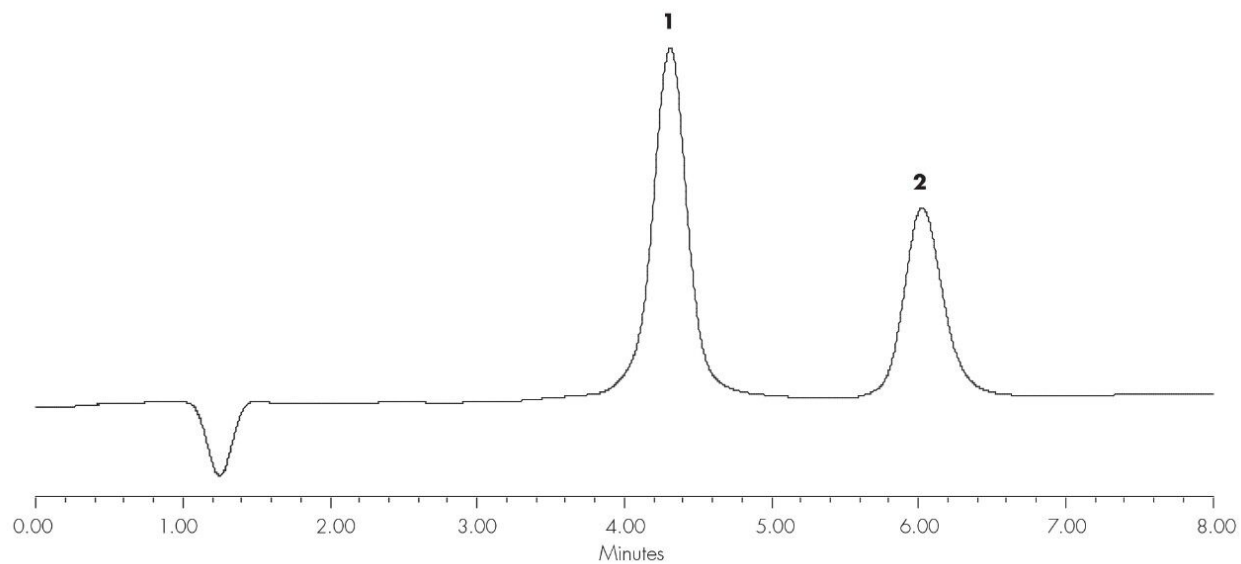
## Experimental

### Conditions

Column:	XTerra RP <sub>18</sub> 3.0 x 100 mm, 3.5 μm
Part number:	186000420
Mobile phase A:	5 mM NH <sub>4</sub> HCO <sub>3</sub> , pH 9.6
Mobile phase B:	ACN
Flow rate:	0.6 mL/min
Isocratic mobile phase composition:	80%A; 20%B
Injection volume:	5 μL
Sample concentration:	40 pg/μL
Temperature:	40 °C
Detection:	Fluorescence 280ex 326em Gain 100 TC = 1s
Instrument:	Alliance 2690, 2475
Compounds	USP Tailing
3,4-methylenedioxyamphetamine (MDA)	0.95
3,4-methylenedioxymethamphetamine (MDMA)	1.10

---

## Results and Discussion



---

## Featured Products

Alliance HPLC System <<https://www.waters.com/534293>>

2475 Fluorescence (FLR) Detector <<https://www.waters.com/514434>>

WA20738.065, June 2002