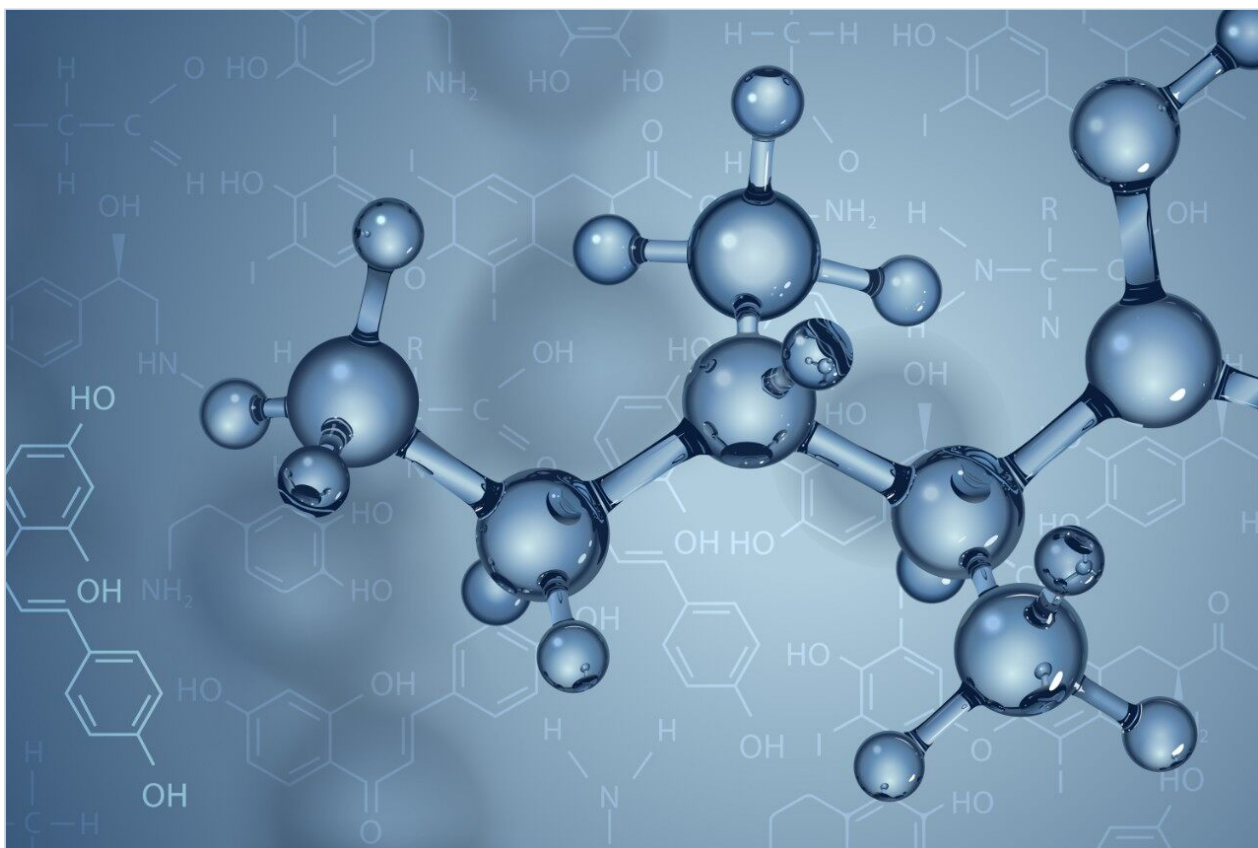


## Methylnicotinic Acid

---

Waters Corporation



This is an Application Brief and does not contain a detailed Experimental section.

---

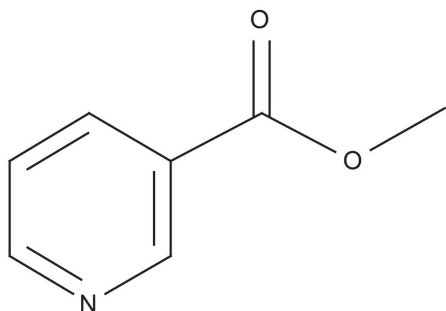
### Abstract

This application brief highlights the analysis of methylnicotinic acid using XTerra Columns.

---

## Introduction

The compound analyzed in this study is methylnicotinic acid.



## Methylnicotinic acid

---

## Experimental

### Conditions

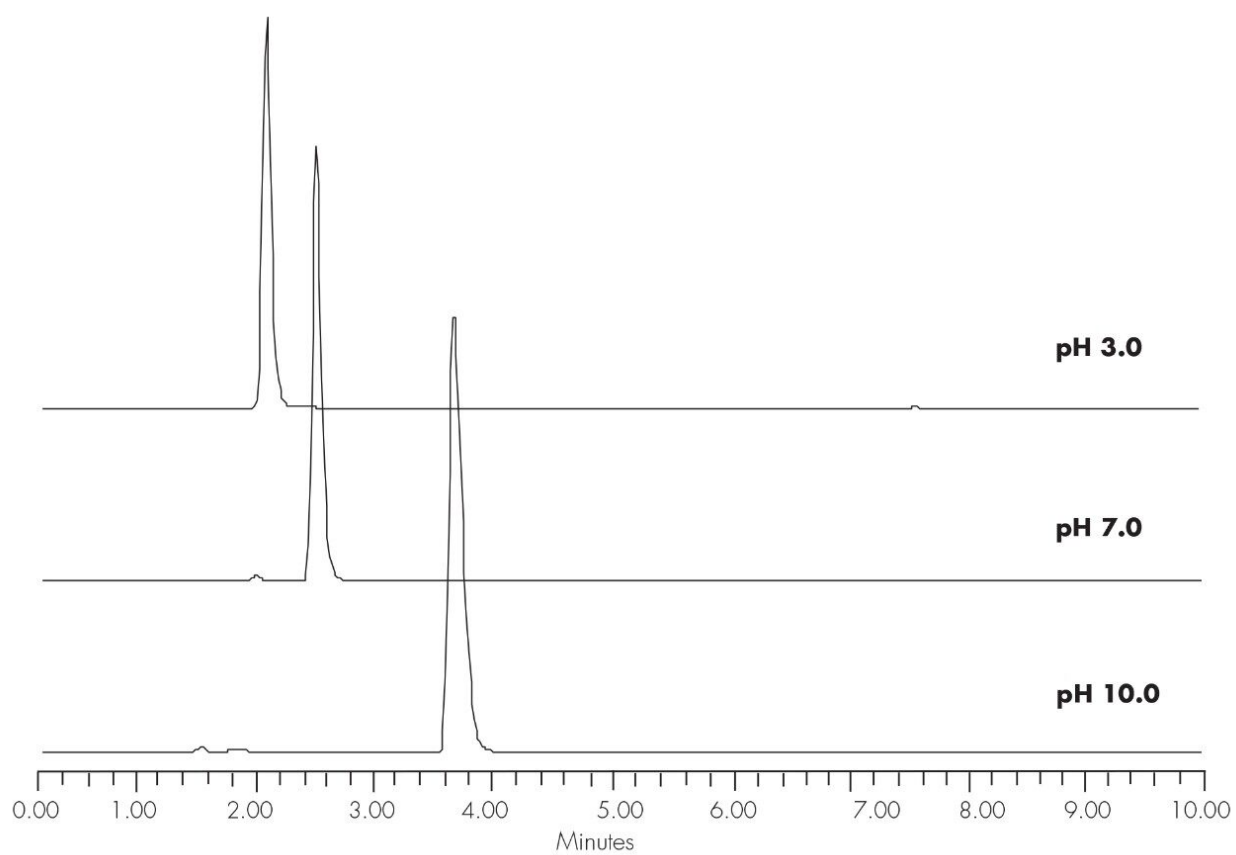
Column:	XTerra RP <sub>18</sub> 4.6 x 150 mm, 5 μm
Part number:	186000492
Mobile phase:	pH 3.0: H <sub>2</sub> O/ACN/100 mM NH <sub>4</sub> COOH, pH 3.0 85:05:10 pH 7.0: H <sub>2</sub> O/ACN/100 mM NH <sub>4</sub> HCO <sub>3</sub> , pH 7.0 85:05:10 pH 10.0 H <sub>2</sub> O/ACN/100 mM NH <sub>4</sub> HCO <sub>3</sub> , pH 10.0 90:0:10
Flow rate:	1.0 mL/min

Injection volume: 5  $\mu$ L of 250  $\mu$ g/mL  
Temperature: 30  $^{\circ}$ C  
Detection: UV @ 254 nm  
Instrument: Alliance 2695, 2996 PDA

Mobile Phase pH	USP Tailing
3.0	1.23
7.0	1.25
10.0	1.51

---

## Results and Discussion



---

## Featured Products

Alliance HPLC System <<https://www.waters.com/534293>>

2998 Photodiode Array (PDA) Detector <<https://www.waters.com/1001362>>

WA20738.070, June 2002

© 2021 Waters Corporation. All Rights Reserved.