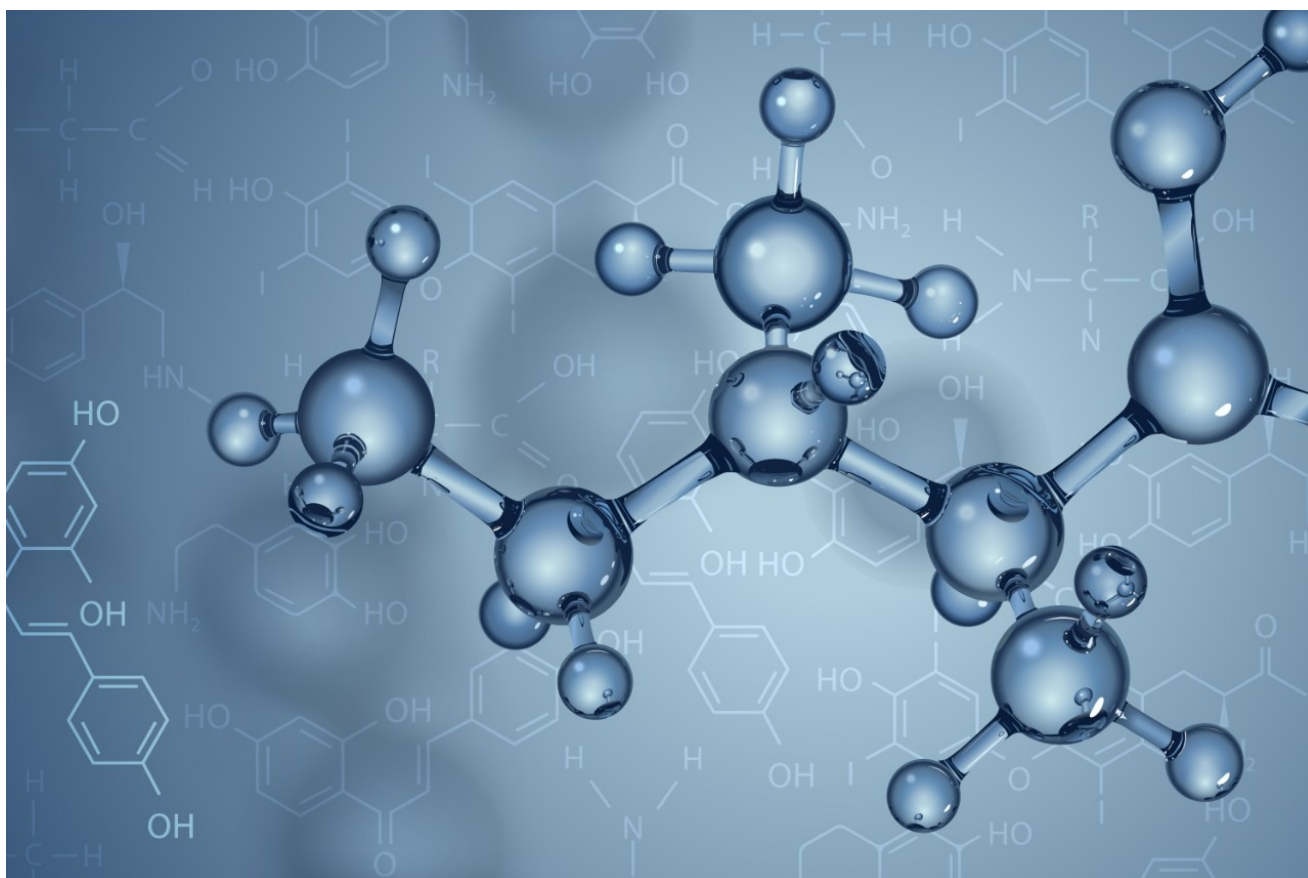


## Methylnicotinic Acid

---

Waters Corporation



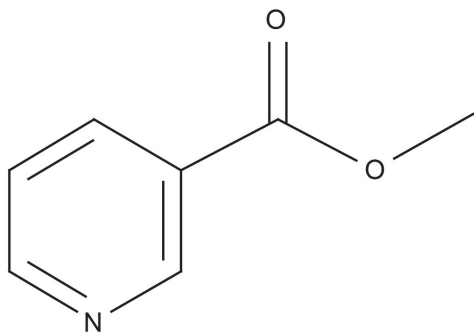
This is an Application Brief and does not contain a detailed Experimental section.

### Abstract

This application brief highlights the analysis of methylnicotinic acid using XTerra Columns.

## Introduction

The compound analyzed in this study is methylnicotinic acid.



## Methylnicotinic acid

### Experimental

#### Conditions

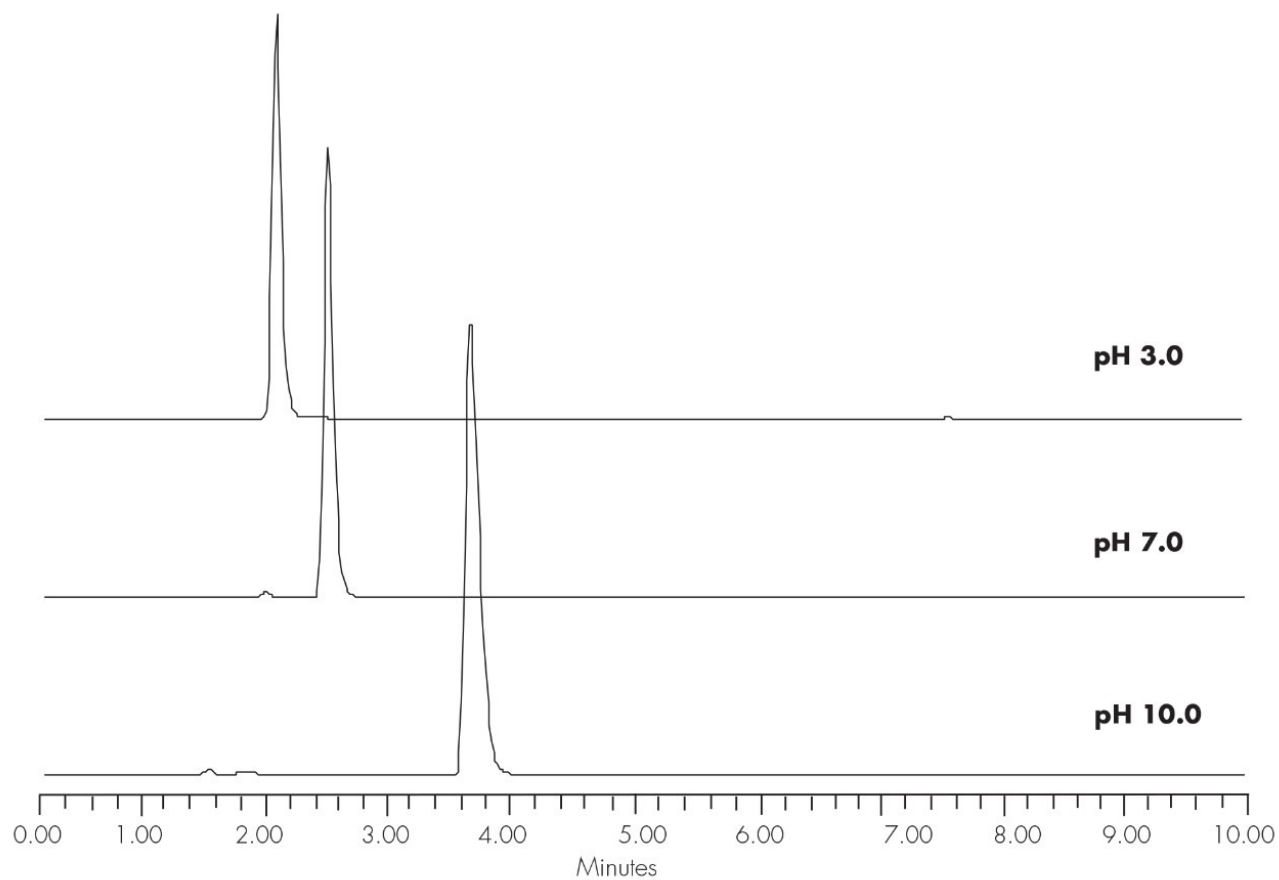
|               |  |
|---------------|--|
| Column:       | XTerra RP <sub>18</sub> 4.6 x 150 mm, 5 μm   |
| Part number:  | 186000492  |
| Mobile phase: | pH 3.0: H <sub>2</sub> O/ACN/100 mM NH <sub>4</sub> COOH, pH 3.0<br>85:05:10<br>pH 7.0: H <sub>2</sub> O/ACN/100 mM NH <sub>4</sub> HCO <sub>3</sub> , pH 7.0<br>85:05:10<br>pH 10.0 H <sub>2</sub> O/ACN/100 mM NH <sub>4</sub> HCO <sub>3</sub> , pH 10.0<br>90:0:10 |
| Flow rate:    | 1.0 mL/min   |

---

Injection volume: 5  $\mu$ L of 250  $\mu$ g/mL  
Temperature: 30  $^{\circ}$ C  
Detection: UV @ 254 nm  
Instrument: Alliance 2695, 2996 PDA

| Mobile Phase pH | USP Tailing |
|-----------------|-------------|
| 3.0             | 1.23        |
| 7.0             | 1.25        |
| 10.0            | 1.51        |

## Results and Discussion



## Featured Products

- [Alliance HPLC System <https://www.waters.com/534293>](https://www.waters.com/534293)
- [2998 Photodiode Array \(PDA\) Detector <https://www.waters.com/1001362>](https://www.waters.com/1001362)

WA20738.070, June 2002



© 2021 Waters Corporation. All Rights Reserved.