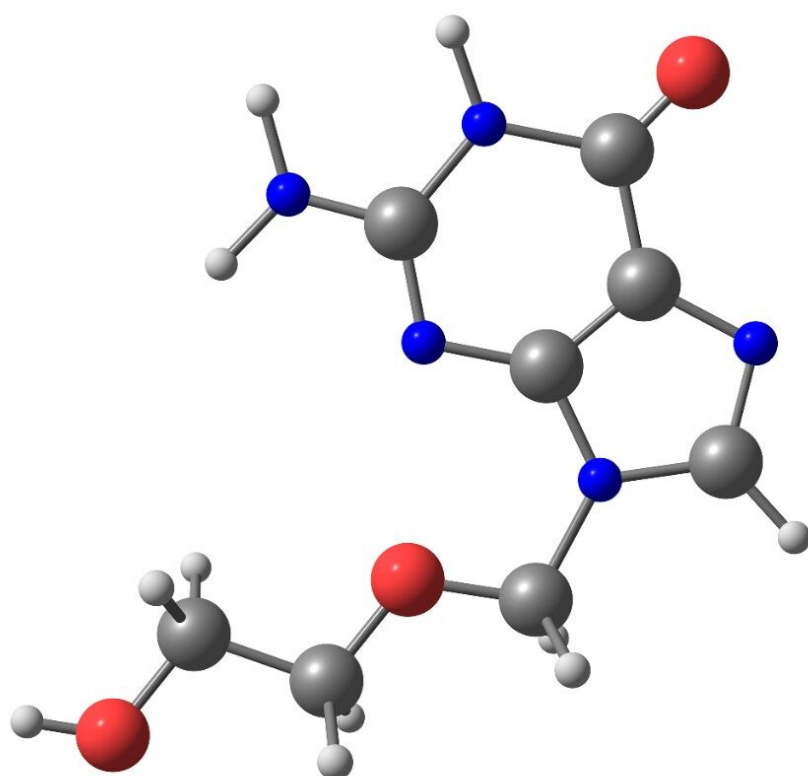




Acyclovir

Waters Corporation



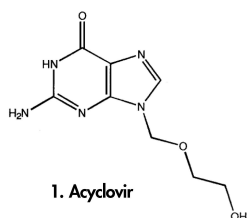
This is an Application Brief and does not contain a detailed Experimental section.

Abstract

This application brief highlights the analysis of Acyclovir using Symmetry C₈ columns.

Introduction

Acyclovir is studied in this application brief.



Experimental

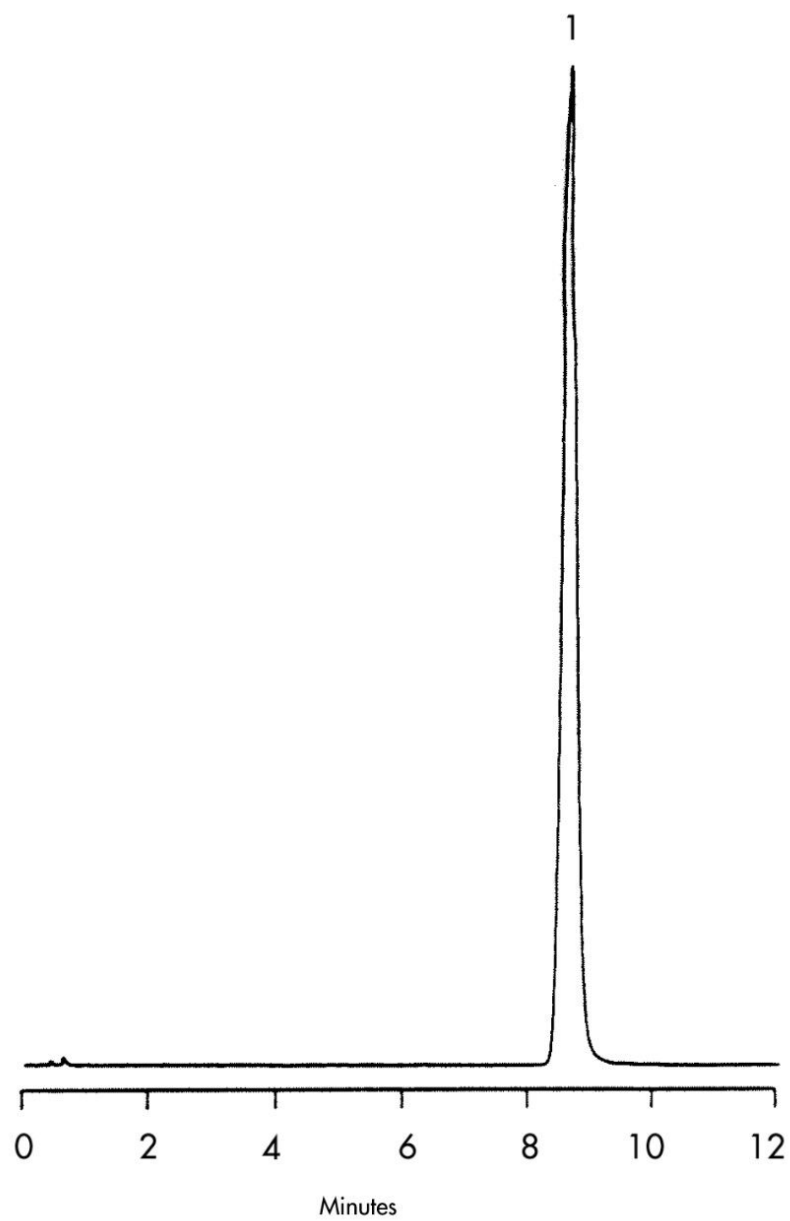
HPLC Method

Column:	Symmetry C ₈ , 3.9 x 150 mm, 5 μm (p/n: WAT046980)
Mobile phase:	0.1% glacial acetic acid (aq), pH 3.3
Flow rate:	1.0 mL/min
Injection volume:	5 μL of 100 μg/mL sample
Detection:	UV @ 254 nm

USP Tailing Factors

1. 1.1

Results and Discussion



Featured Products

WA31763.15, June 2003

© 2021 Waters Corporation. All Rights Reserved.