

Nota de aplicación

Lidocaine HCL

Waters Corporation

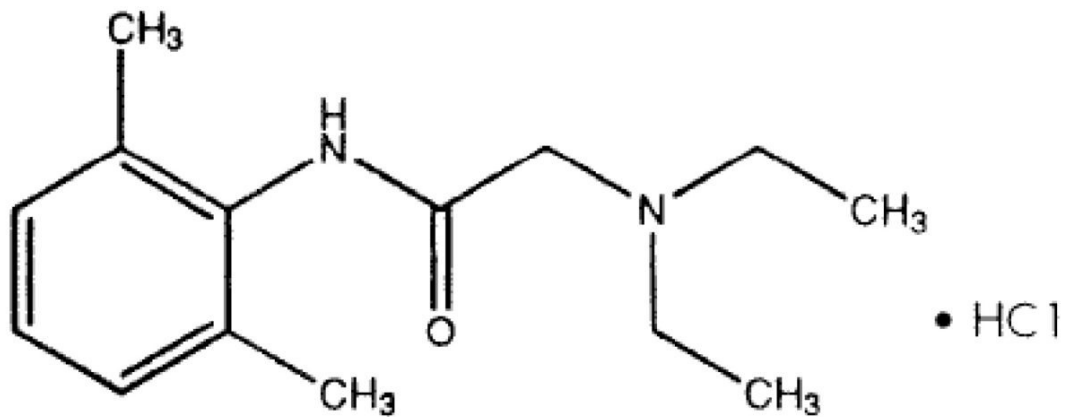
This is an Application Brief and does not contain a detailed Experimental section.

Abstract

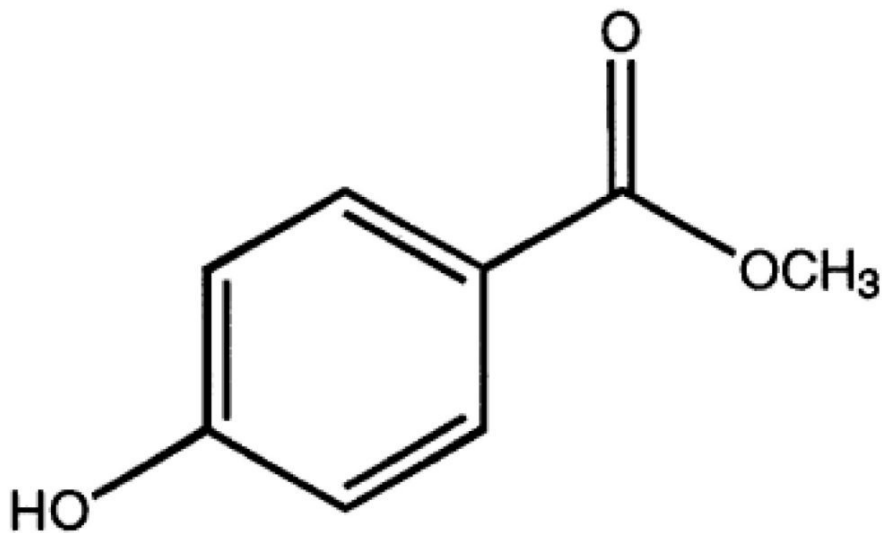
This application brief demonstrates the analysis of Lidocaine HCL using Symmetry Columns.

Introduction

The compound analyzed in this study is Lidocaine HCL.



1. Lidocaine HCL



2. Methylparaben

Experimental

HPLC Method

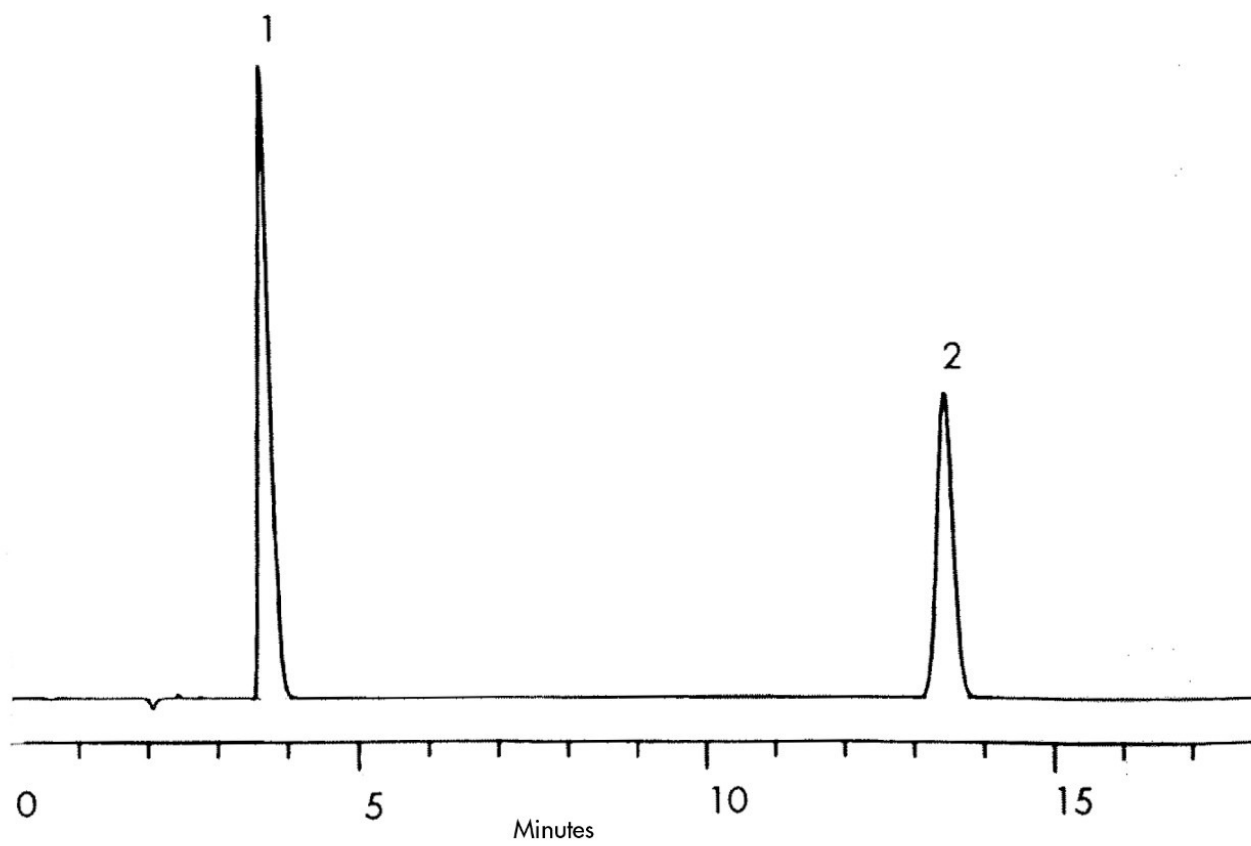
Column:	Symmetry Shield RP ₁₈ , 4.6 x 250 mm, 5 µm
Part number:	186000112
Mobile phase:	50 mL glacial acetic acid in 930 mL of water, pH adjusted to 3.4 with 0.1 N sodium hydroxide/70% buffer/30% acetonitrile
Flow rate:	1.5 mL/min
Injection volume:	20 µL
Detection:	UV @ 254 nm

USP Tailing Factors

1. 2.49

2. 0.99

Results and Discussion



Featured Products

WA31763.95, June 2003

© 2022 Waters Corporation. All Rights Reserved.