

Morphine and Its Glucuronide Metabolites in Serum

Waters Corporation



This is an Application Brief and does not contain a detailed Experimental section.

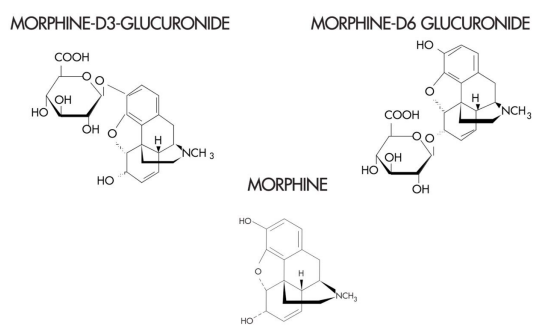
Abstract

This application brief highlights the analysis of morphine and its glucuronide metabolites using Oasis HLB extraction method.

Introduction

Compounds studied in this application brief are:

1. Morphine-D3-glucuronide
2. Morphine-D6-glucuronide
3. Morphine



Experimental

HPLC Method

Column:	SymmetryShield RP ₈ , 3.9 x 150 mm, 5 μm (p/n: WAT200655)
Mobile phase:	20 mM potassium phosphate, pH 6.4
Flow rate:	1.0 mL/min

Injection volume:

100 μ L of porcine serum extract

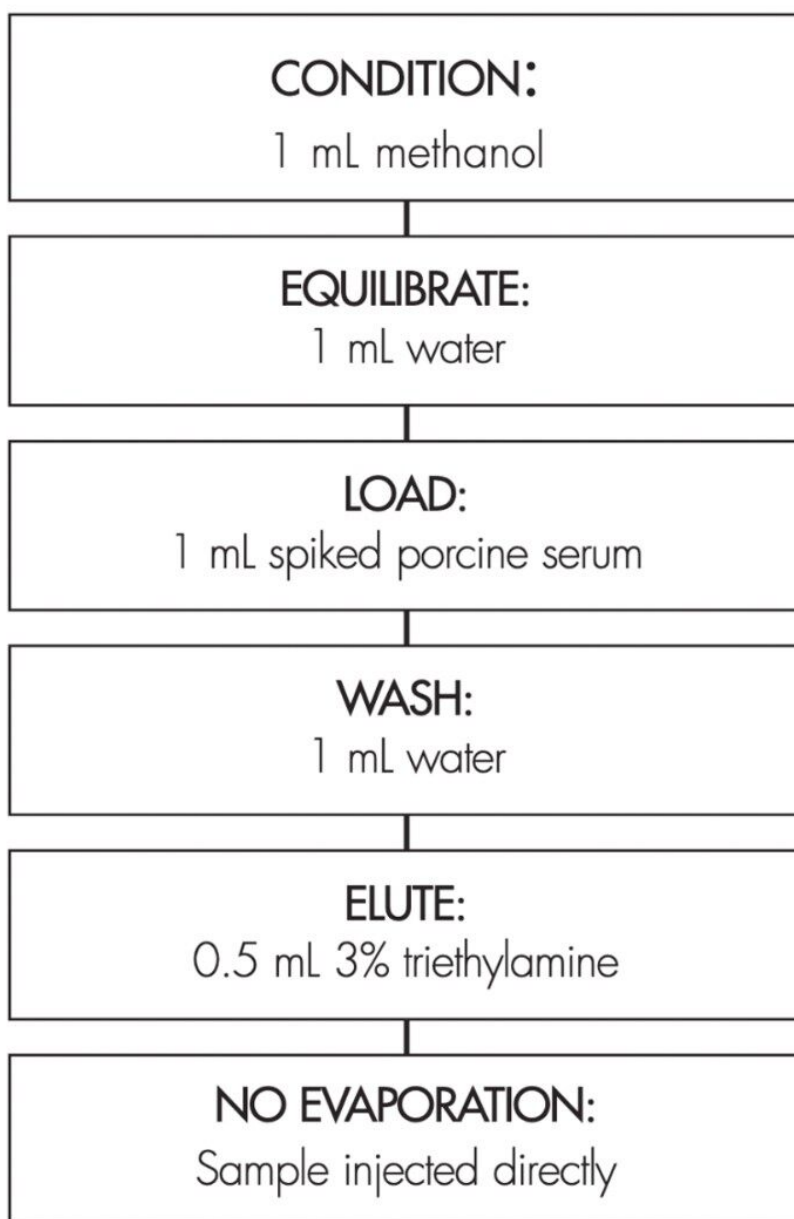
Detection:

Fluorescence; ex 280 nm, em 355 nm

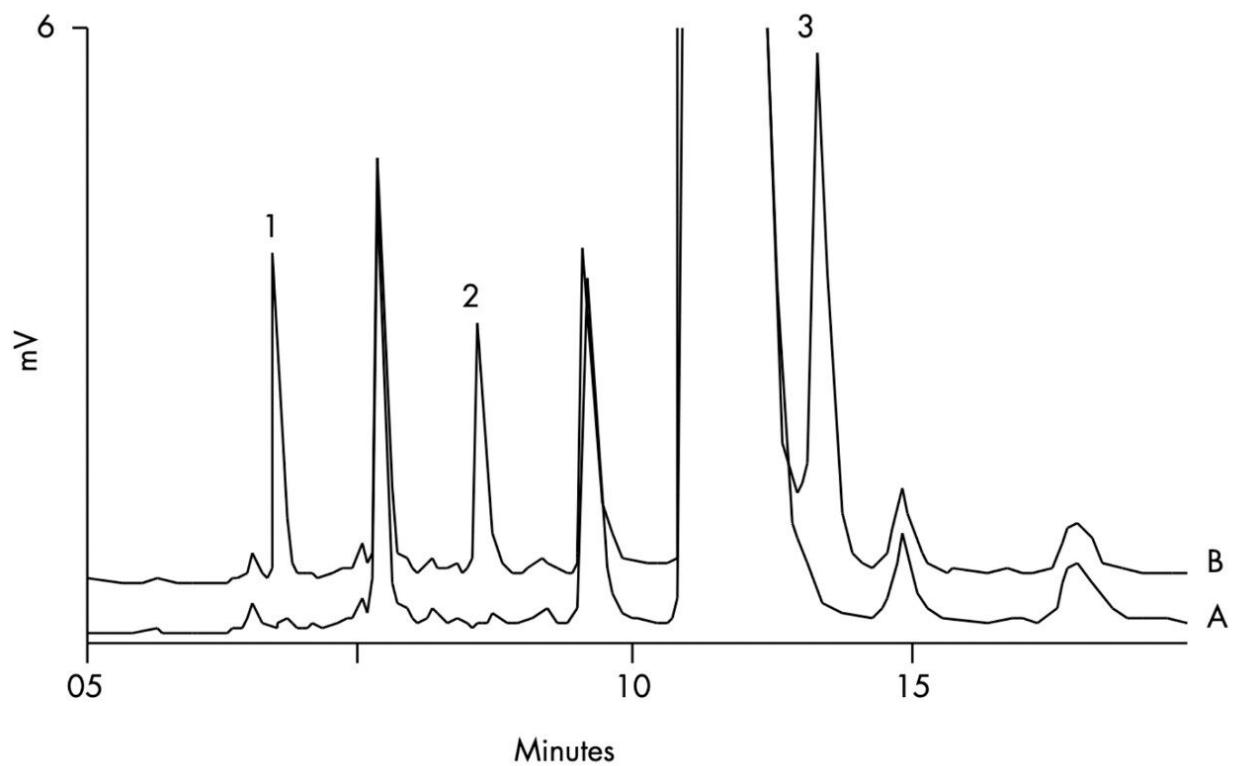
OASIS[®] HLB EXTRACTION METHOD

Oasis[®] HLB 1 cc/30 mg Extraction Cartridge

Part Number WAT094225



Results and Discussion



Compound	Concentration µg/mL	% Recovery	%RSD (n=6)
Morphine-D3-glucuronide	0.48	90.7	2.0
	0.097	100	3.1
Morphine-D6-glucuronide	2.4	92.2	2.8
	0.49	93.1	2.5
Morphine	3.6	102	3.6
	0.73	102	3.2

Featured Products

WA31764.100, June 2003

© 2021 Waters Corporation. All Rights Reserved.