

应用纪要

## Analysis of Caffeine Metabolites Using XBridge Phenyl

---

Waters Corporation



This is an Application Brief and does not contain a detailed Experimental section.

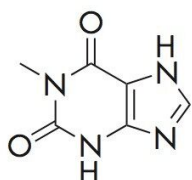
---

### Abstract

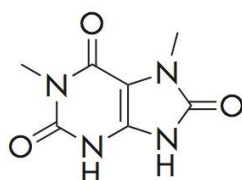
This application brief highlights the analysis of caffeine metabolites using XBridge Phenyl columns.

---

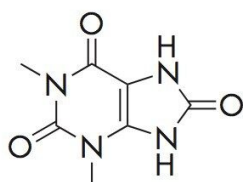
## Introduction



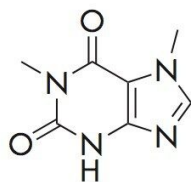
1. 1-Methylxanthine



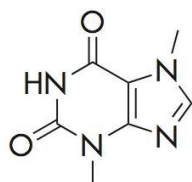
2. 1,7-Dimethyluric acid



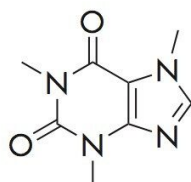
3. 1,3-Dimethyluric acid



4. 1,7-Dimethylxanthine



5. Theobromine



6. Caffeine

---

## Experimental

### Test Conditions

Columns:

XBridge Phenyl, 4.6 x 100 mm, 3.5  $\mu$ m p/n:

186003334

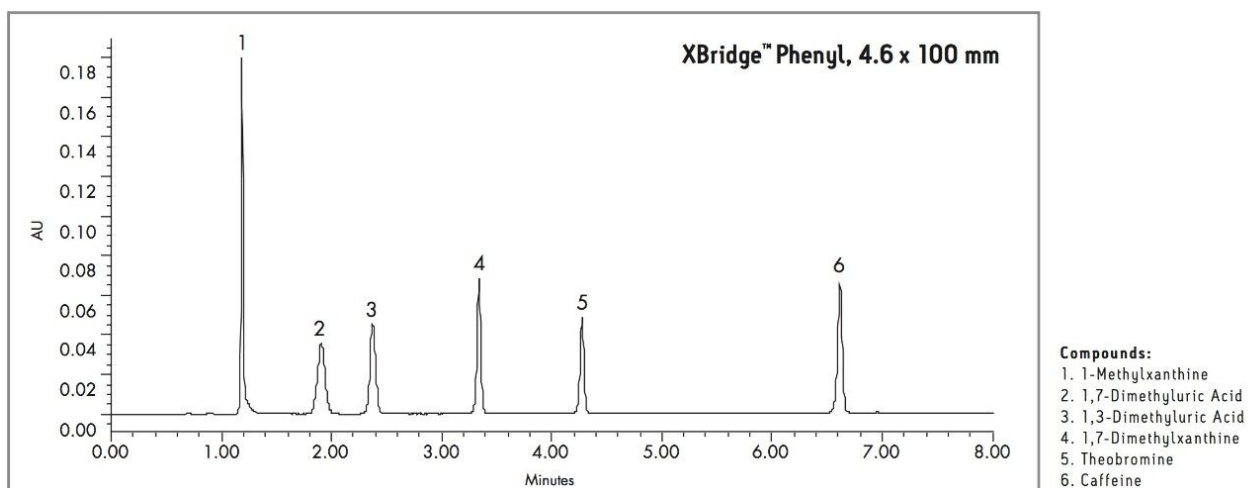
Mobile phase A:	H <sub>2</sub> O
Mobile phase B:	ACN
Mobile phase C:	100 mM NH <sub>4</sub> HCO <sub>3</sub>
Flow rate:	1.0 mL/min
Injection volume:	10 µL
Sample:	Caffeine (10 µg/mL), Theobromine (10 µg/mL), 1-Methyl xanthine (10 µg/mL), 1,3-Dimethyluric Acid (10 µg/mL), 1,7-Dimethyl xanthine (10 µg/mL), 1,7-Dimethyluric Acid (10 µg/mL) in H <sub>2</sub> O/NH <sub>4</sub> HCO <sub>3</sub> (90/10)
Column temp.:	30 °C
Sampling temp.:	15 °C
Detection:	UV @ 280 nm
Sampling Rate:	5 points/sec
Filter Response:	0.2
Instrument:	Alliance 2695 with 2996 PDA

## Gradient

Time(min)	%A	%B	%C
0	89	1	10
9	66	24	10
10	89	1	10
20	89	1	10

---

## Results and Discussion



---

## Featured Products

Alliance HPLC <<https://www.waters.com/514248>>

WA60187, June 2007

© 2021 Waters Corporation. All Rights Reserved.