

ACQUITY UPLC Analysis of Water Soluble Vitamins

日本ウォーターズ株式会社



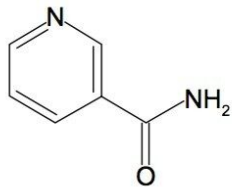
This is an Application Brief and does not contain a detailed Experimental section.

Abstract

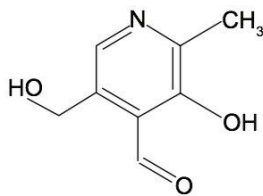
This application brief demonstrates the UPLC Analysis of water soluble vitamins.

Introduction

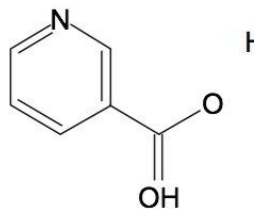
Structures



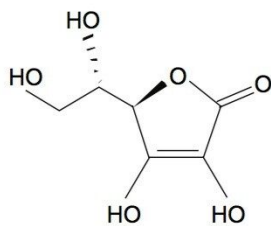
Nicotinamide



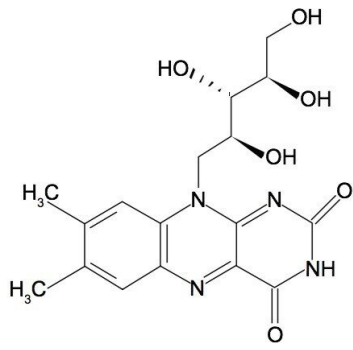
Pyridoxal



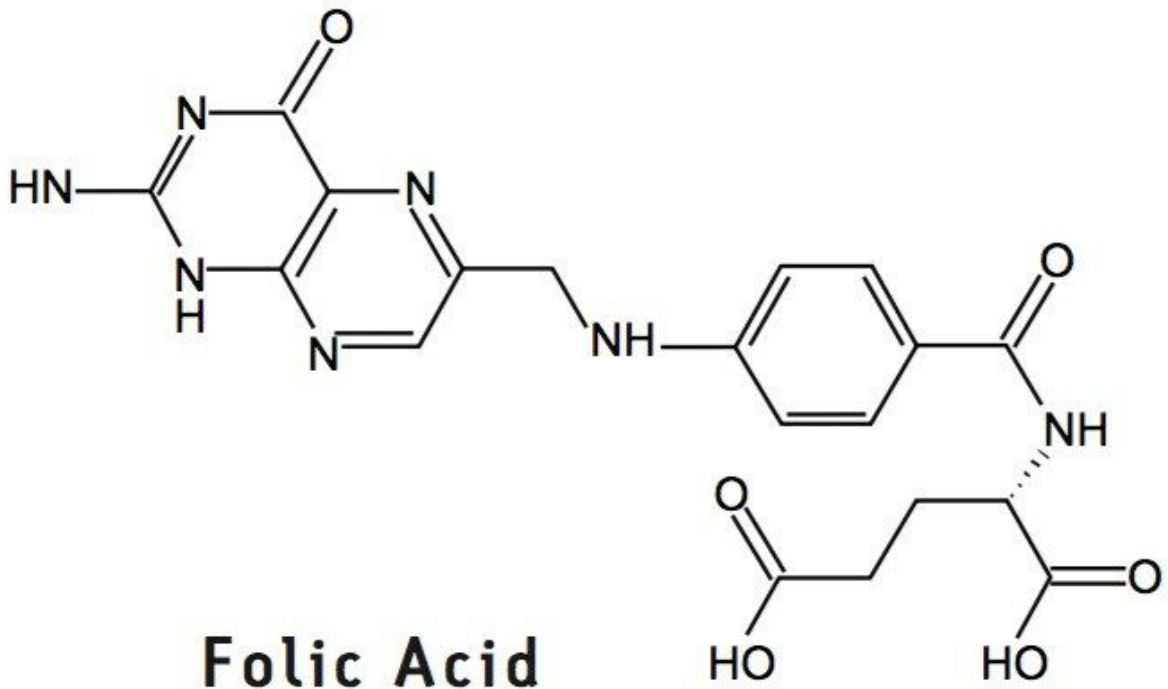
Nicotinic acid



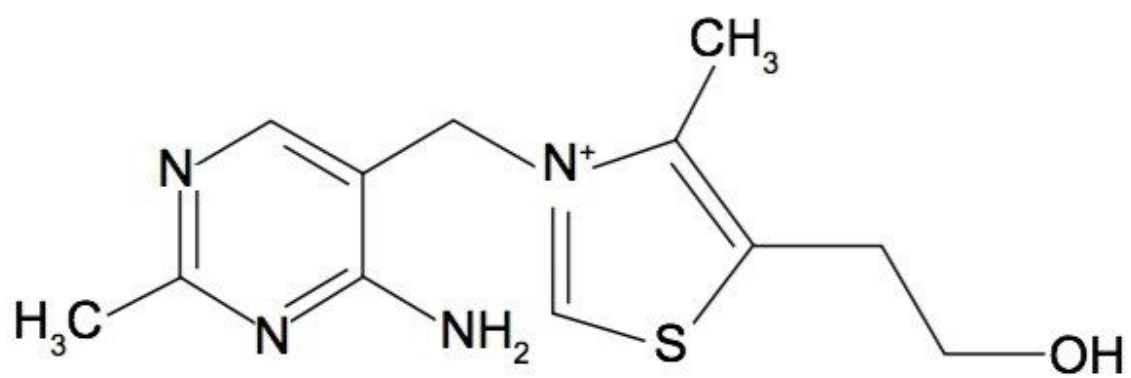
d Ascorbic acid



Riboflavin



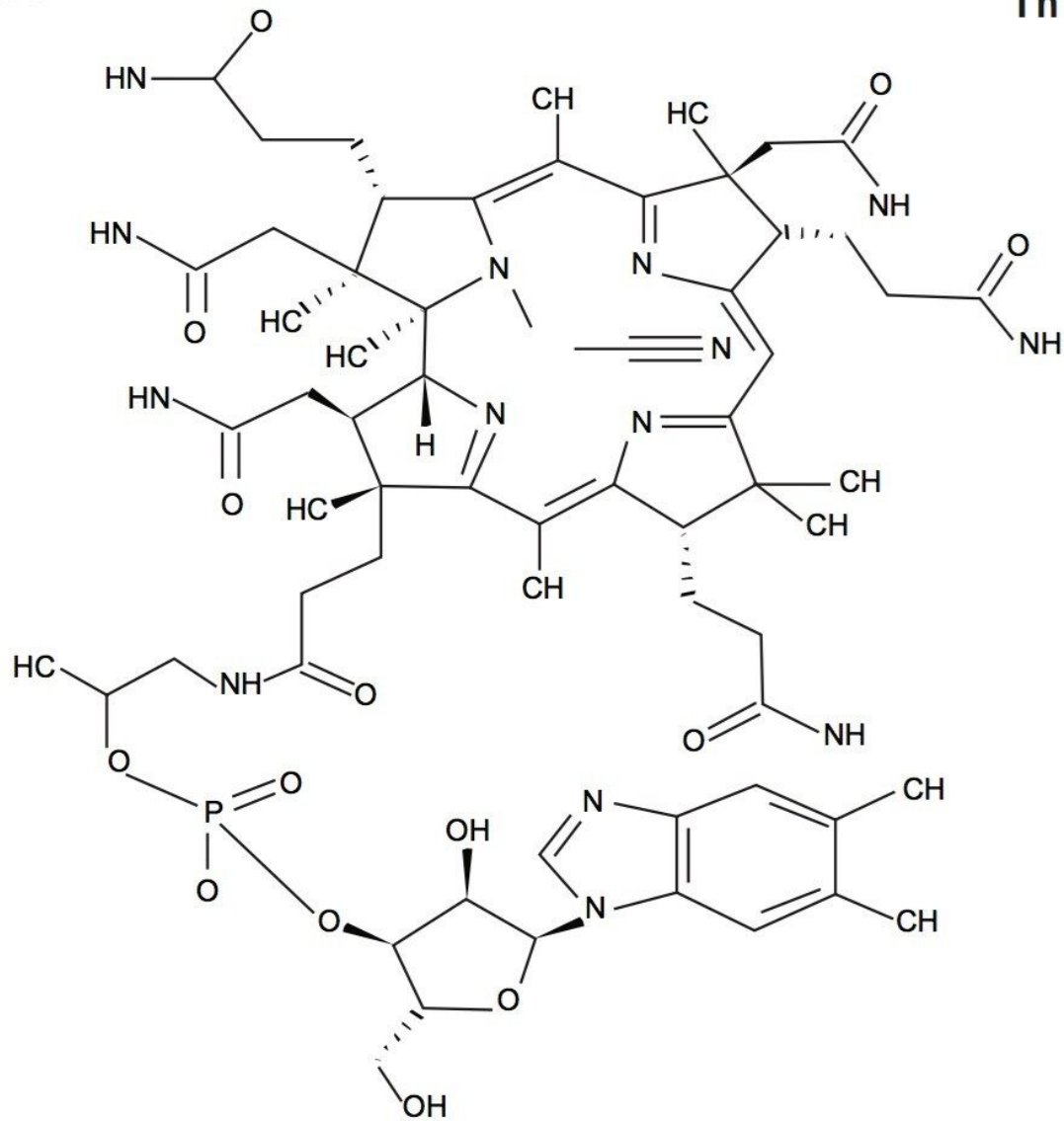
Folic Acid



Thiamine

COOH

Thiamine



B12

Compounds

1. Nicotinamide (25 µg/mL)
2. Pyridoxal (50 µg/mL)
3. Riboflavin (50 µg/mL)
4. Nicotinic acid (50 µg/mL)

5. Thiamine (50 µg/mL)
6. Ascorbic acid (25 µg/mL)
7. B12 (50 µg/mL)
8. Folic Acid (25 µg/mL)

Experimental

Test conditions

Column:	ACQUITY UPLC BEH Amide, 2.1 x 50 mm, 1.7 µm
Part Number:	186004800
Mobile Phase A:	50/50 MeCN/H ₂ O with 10 mM CH ₃ COONH ₄ and 0.04 % NH ₄ OH, pH 9.0
Mobile Phase B:	90/10 MeCN/H ₂ O with 10 mM CH ₃ COONH ₄ and 0.04 % NH ₄ OH, pH 9.0
Flow Rate:	0.5 mL/min
Injection Volume:	5 µL (PLNO)
Sample Diluent:	75/25 MeCN/MeOH with 0.2% HCOOH
Column Temperature:	30 °C
Weak Needle Wash:	95/5 MeCN/H ₂ O
Detection:	UV @ 265nm
Sampling Rate:	20 points/sec
Filter Time Constant:	0.2

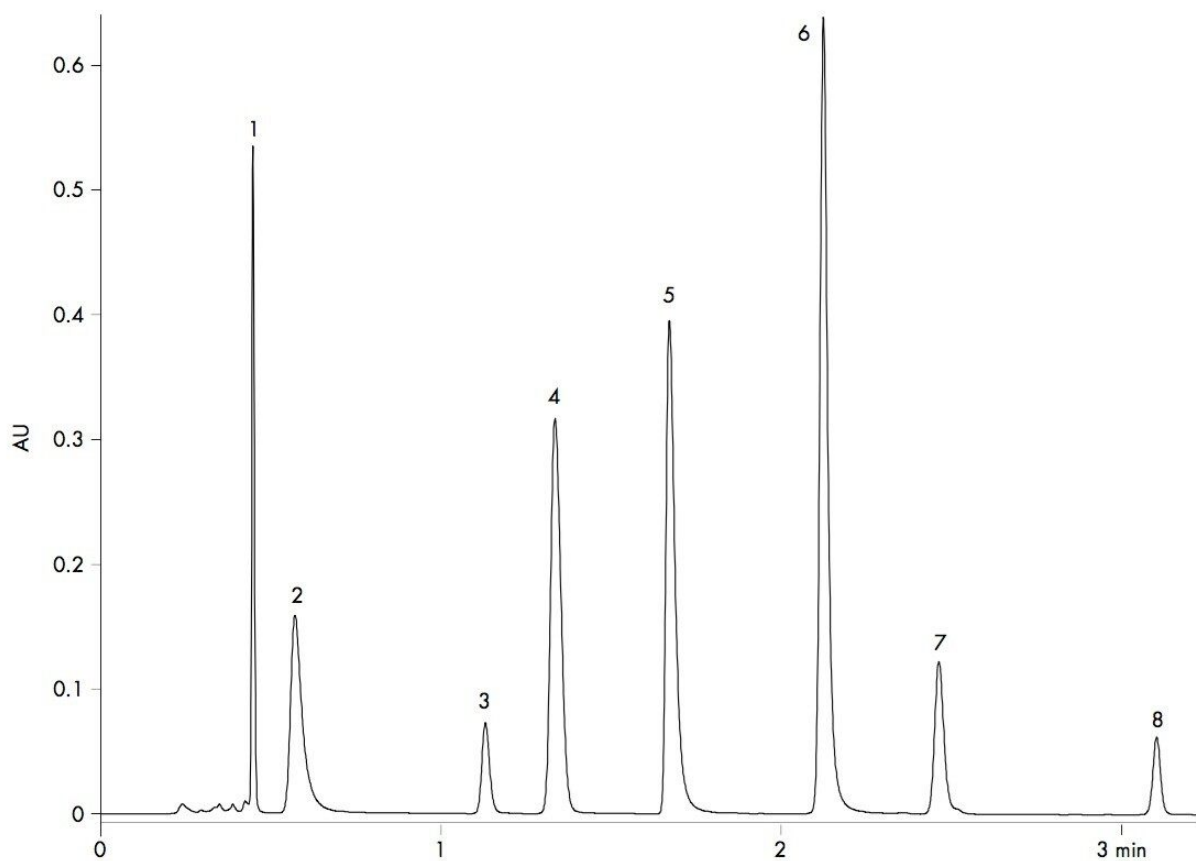
Instrument:

Waters ACQUITY UPLC with ACQUITY UPLC PDA
Detector

Gradient:

Time (min)	%A	%B
Initial	0.1	99.9
3.50	70.0	30.0
3.51	0.1	99.9
7.50	0.1	99.9

Results and Discussion



Featured Products

ACQUITY UPLC System <<https://www.waters.com/514207>>

ACQUITY UPLC PDA Detector <<https://www.waters.com/514225>>

WA60093, June 2009

©2019 Waters Corporation. All Rights Reserved.