

Nota de aplicación

Chemical Stability Study of ACQUITY UPLC BEH Amide Columns

Waters Corporation

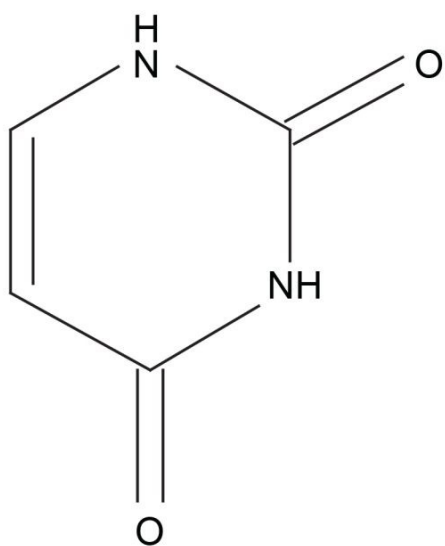
This is an Application Brief and does not contain a detailed Experimental section.

Abstract

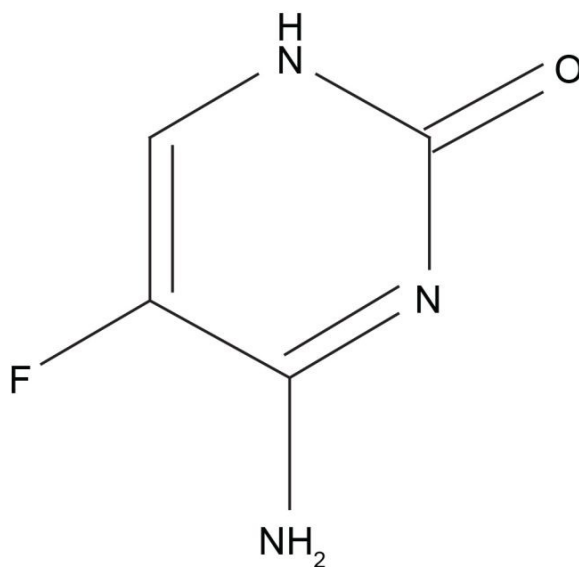
This application brief highlights the Chemical stability study of ACQUITY UPLC BEH Amide Columns.

Introduction

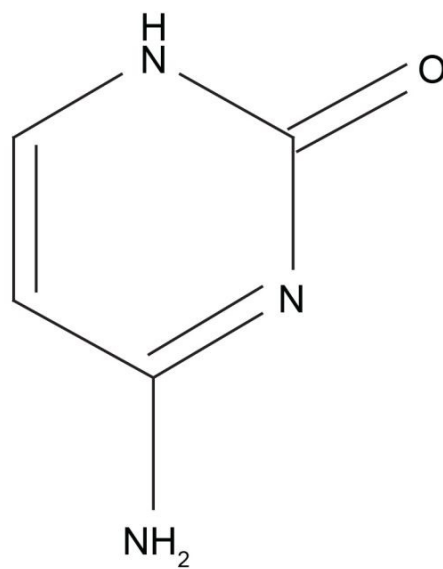
Structures



Uracil



5-Fluorocytosine



Cytosine

Experimental

Test Conditions

Columns:	ACQUITY UPLC BEH Amide, 2.1 x 50 mm, 1.7 μ m
Part Number:	186004800
Mobile Phase A:	50/50 MeCN/H ₂ O with 10 mM CH ₃ COONH ₄ , pH 5.5
Mobile Phase B:	95/5 MeCN/H ₂ O with 10 mM CH ₃ COONH ₄ , pH 5.5
Flow Rate:	0.5 mL/min
Injection Volume:	2.0 μ L (full loop injection mode)
Sample Concentration:	25 μ g/mL each
Sample Diluent:	75/25 MeCN/MeOH
Column Temperature:	30 °C
Weak Needle Wash:	95/5 MeCN/H ₂ O
Detection:	UV @ 254 nm
Sampling Rate:	40 pts/sec
Filter Time Constant:	0.1
Instrument:	Waters ACQUITY UPLC with ACQUITY UPLC PDA

Detector

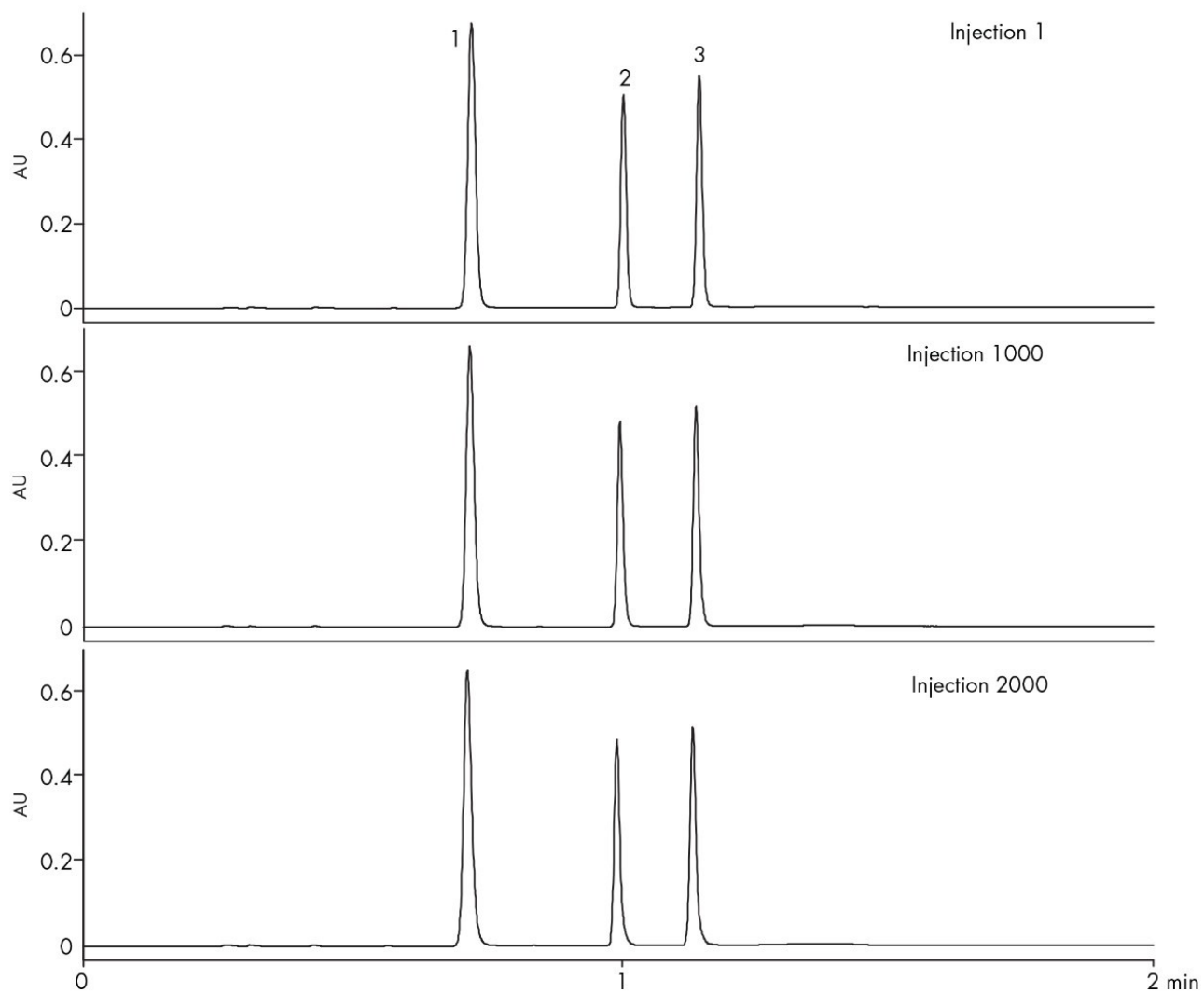
Gradient

Time (min)	Profile	
	%A	%B
Initial	1	99
2.00	99	1
2.10	1	99
2.50	1	99

Results and Discussion

The compounds used in this study are:

1. Uracil
2. 5-fluorocytosine
3. Cytosine



Featured Products

[ACQUITY UPLC PDA Detector <https://www.waters.com/514225>](https://www.waters.com/514225)

WA60106, June 2009

© 2022 Waters Corporation. All Rights Reserved.