

Application Note

## Chemical Stability Study of ACQUITY UPLC BEH Amide Columns

---

Waters Corporation

This is an Application Brief and does not contain a detailed Experimental section.

---

### Abstract

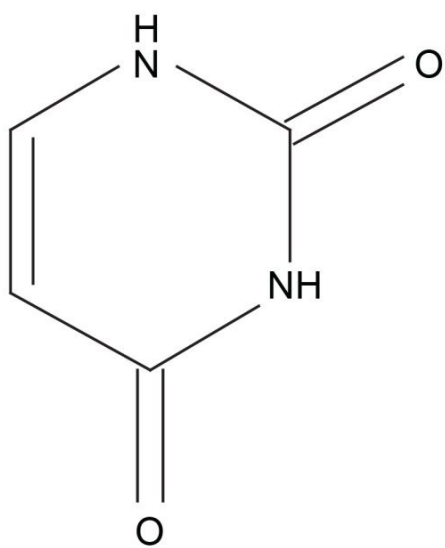
This application brief highlights the Chemical stability study of ACQUITY UPLC BEH Amide Columns.

---

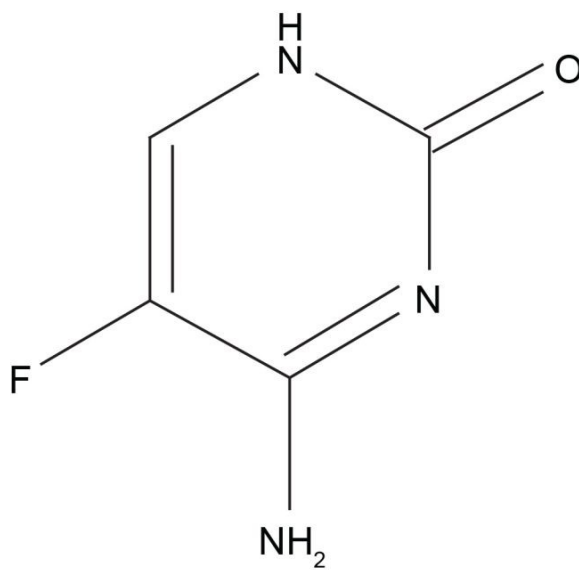
### Introduction

---

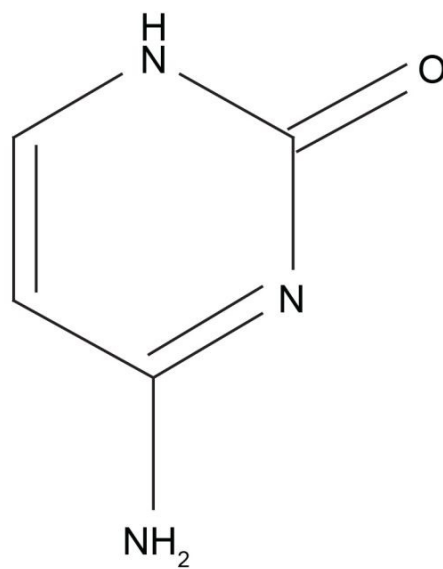
## Structures



Uracil



5-Fluorocytosine



Cytosine

---

## Experimental

### Test Conditions

Columns:	ACQUITY UPLC BEH Amide, 2.1 x 50 mm, 1.7 $\mu$ m
Part Number:	186004800
Mobile Phase A:	50/50 MeCN/H <sub>2</sub> O with 10 mM CH <sub>3</sub> COONH <sub>4</sub> , pH 5.5
Mobile Phase B:	95/5 MeCN/H <sub>2</sub> O with 10 mM CH <sub>3</sub> COONH <sub>4</sub> , pH 5.5
Flow Rate:	0.5 mL/min
Injection Volume:	2.0 $\mu$ L (full loop injection mode)
Sample Concentration:	25 $\mu$ g/mL each
Sample Diluent:	75/25 MeCN/MeOH
Column Temperature:	30 $^{\circ}$ C
Weak Needle Wash:	95/5 MeCN/H <sub>2</sub> O
Detection:	UV @ 254 nm
Sampling Rate:	40 pts/sec
Filter Time Constant:	0.1
Instrument:	Waters ACQUITY UPLC with ACQUITY UPLC PDA

Detector

## Gradient

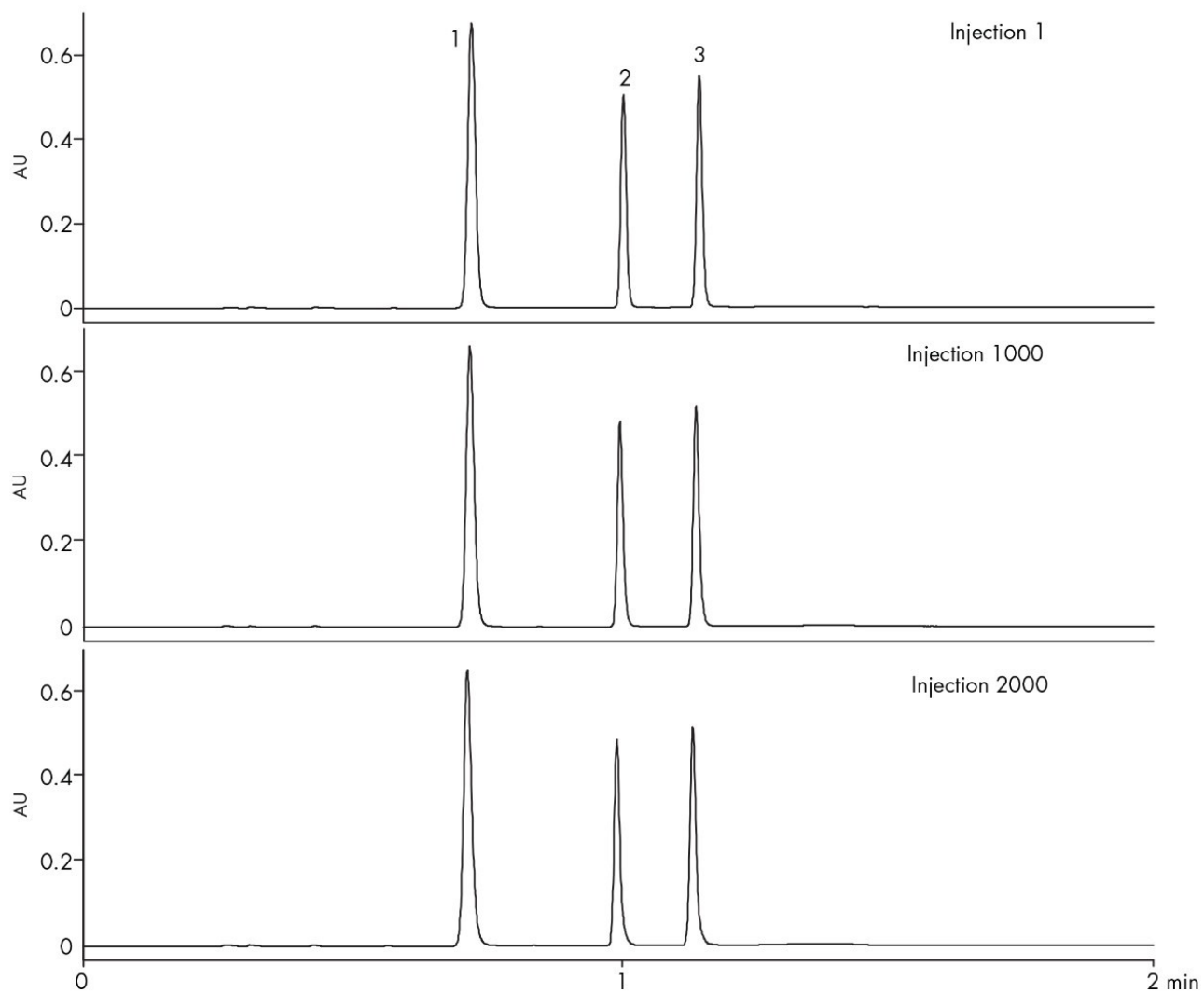
Time (min)	Profile	
	%A	%B
Initial	1	99
2.00	99	1
2.10	1	99
2.50	1	99

---

## Results and Discussion

The compounds used in this study are:

1. Uracil
2. 5-fluorocytosine
3. Cytosine



---

## Featured Products

[ACQUITY UPLC PDA Detector <https://www.waters.com/514225>](https://www.waters.com/514225)

WA60106, June 2009

© 2022 Waters Corporation. All Rights Reserved.