

응용 자료

ACQUITY UPLC Analysis of Acrylamide, Methacrylic Acid, and Methacrylamide

Waters Corporation

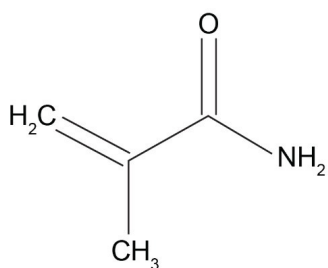
This is an Application Brief and does not contain a detailed Experimental section.

Abstract

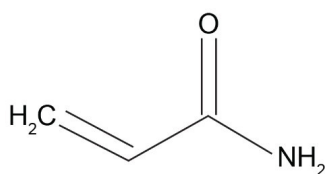
This application brief highlights the analysis of acrylamide, methacrylic acid and methacrylamide on ACQUITY UPLC BEH Amide Columns.

Introduction

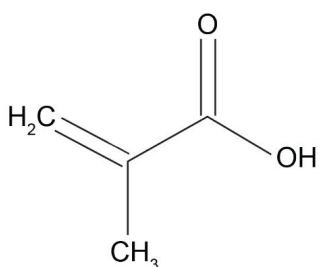
Structures



Methacrylamide



Acrylamide



Methacrylic acid

Experimental

Test Conditions

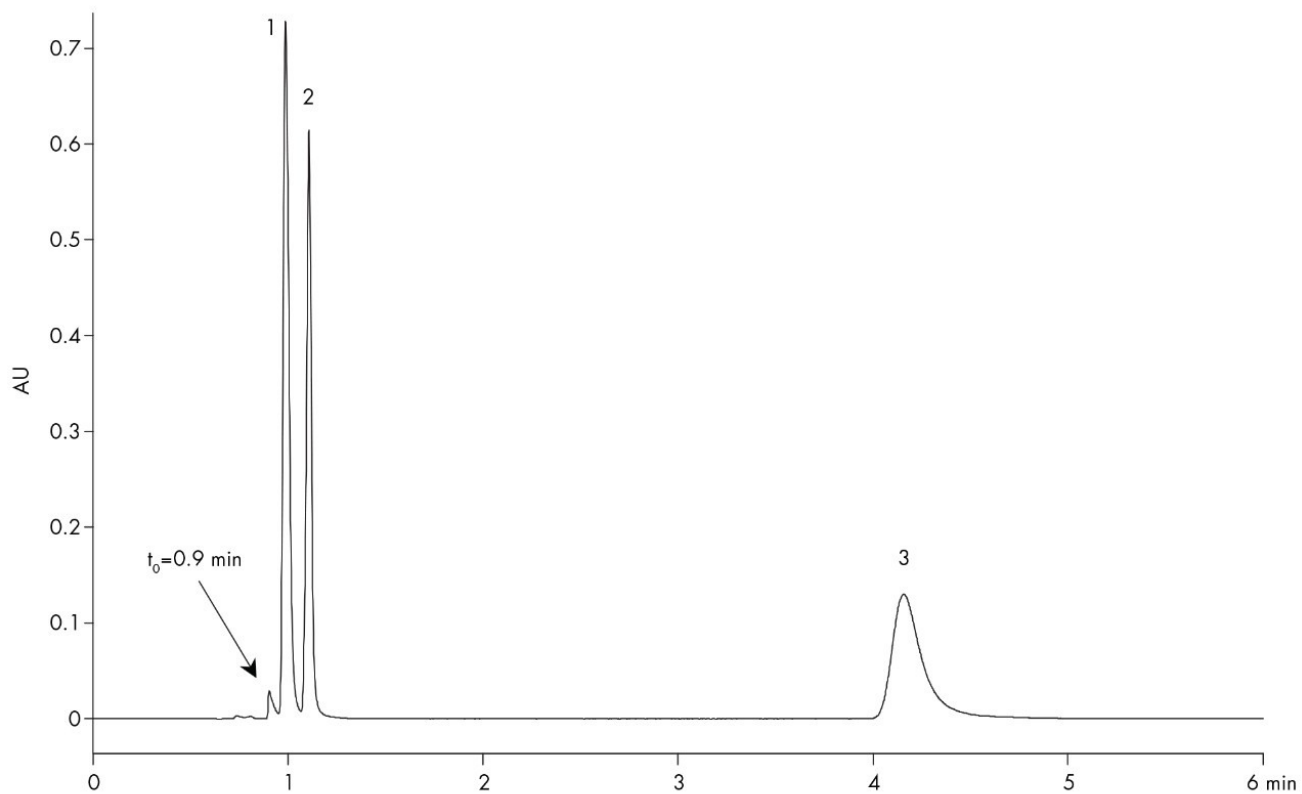
| | |
|-------------------------|--|
| Columns: | ACQUITY UPLC BEH Amide, 2.1 x 150 mm, 1.7 μ m |
| Part Number: | 186004802 |
| Isocratic Mobile Phase: | 95/2.5/2.5 MeCN/IPA/H ₂ O with 5 mM CH ₃ COONH ₄ and 0.02% NH ₄ OH, pH 9.0 |
| Flow Rate: | 0.5 mL/min |

| | |
|-----------------------|---|
| Injection Volume: | 5.0 μ L (PLNO) |
| Sample Concentration: | 30 μ g/mL each |
| Sample Diluent: | 75/25 MeCN/MeOH with 0.2% HCOOH |
| Column Temperature: | 25 $^{\circ}$ C |
| Weak Needle Wash: | 95/5 MeCN/H ₂ O |
| Detection: | UV @ 210 nm |
| Sampling Rate: | 20 points/sec |
| Filter Time Constant: | 0.2 |
| Instrument: | Waters ACQUITY UPLC with ACQUITY UPLC PDA Detector |

Results and Discussion

The compounds analysed in this study are:

1. Methacrylamide
2. Acrylamide
3. Methacrylic acid



Featured Products

[ACQUITY UPLC PDA Detector <https://www.waters.com/514225>](https://www.waters.com/514225)

WA60108, June 2009

© 2022 Waters Corporation. All Rights Reserved.