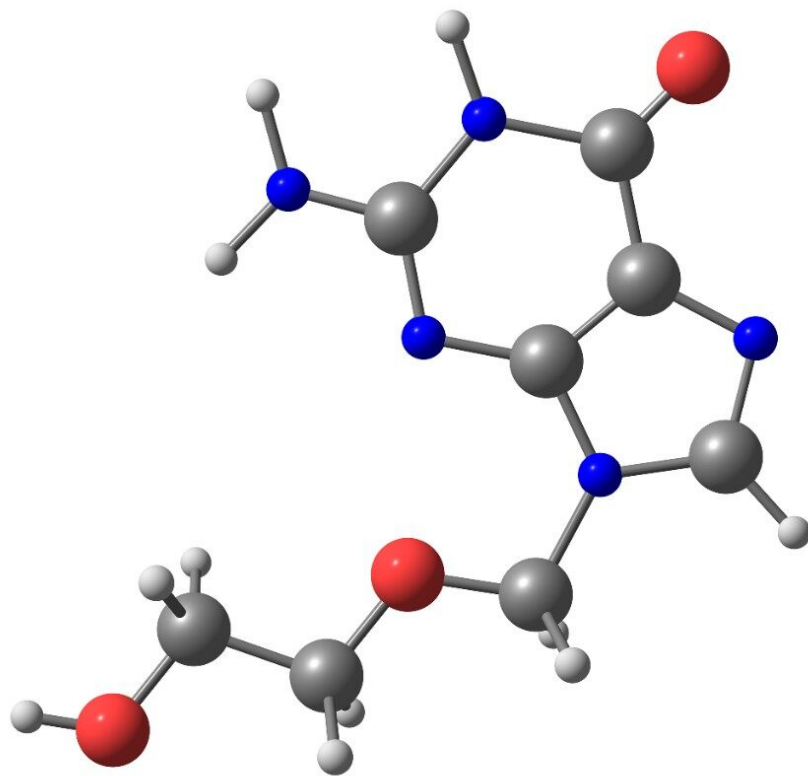


응용 자료

Gradient Separation of Guanine and Acyclovir on ACQUITY UPLC BEH HILIC

Waters Corporation



This is an Application Brief and does not contain a detailed Experimental section.

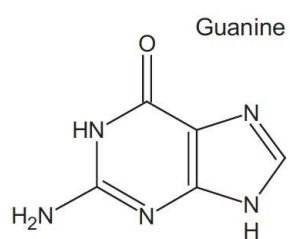
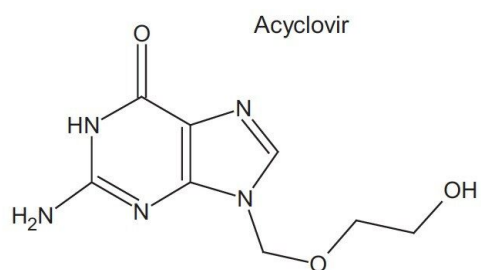
Abstract

This application note demonstrates the gradient separation of guanine and acyclovir on ACQUITY UPLC BEH HILIC Columns.

Introduction

The compounds used in this study are:

1. Acyclovir
2. Guanine

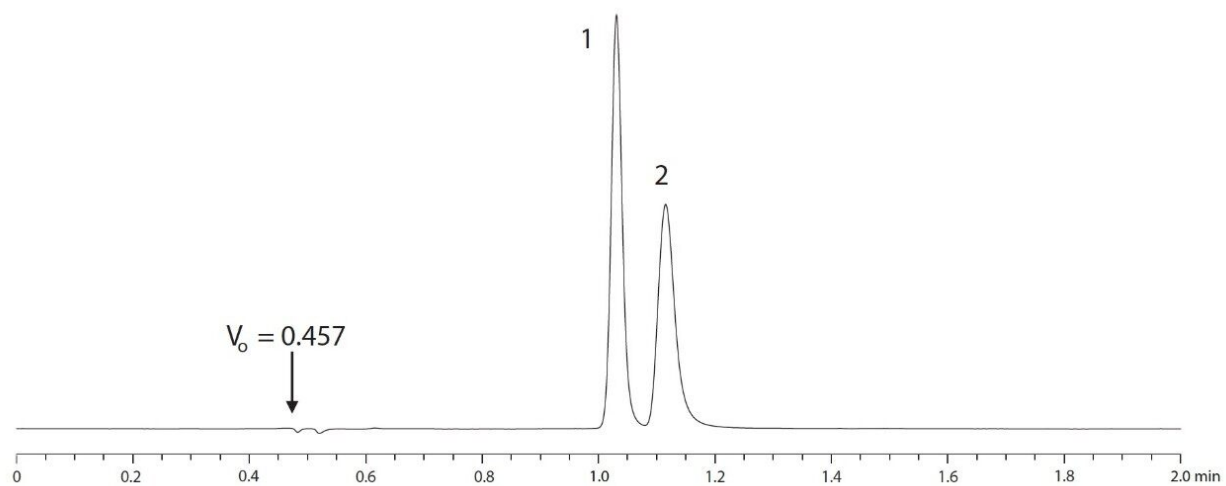


Experimental

Test Conditions

Column:	ACQUITY UPLC BEH HILIC, 2.1 x 100 mm, 1.7 μ m
Part Number:	186003461
Mobile Phase A:	0.2% HCOOH in H ₂ O
Mobile Phase B:	0.2% HCOOH in ACN
Flow Rate:	0.556 mL/min
Isocratic Mobile Phase Composition:	8% A; 92% B
Injection Volume:	0.4 μ L
Sample Concentration:	83 μ g/mL
Sample Diluent:	0.02 N NaOH in 60:40 ACN:H ₂ O
Temperature:	65 $^{\circ}$ C
Detection:	UV @ 254 nm
Sampling Rate:	20 pts/sec
Time Constant:	0.1
Instrument:	Waters ACQUITY UPLC with ACQUITY TUV

Results and Discussion



Featured Products

ACQUITY UPLC System <<https://www.waters.com/514207>>

ACQUITY UPLC Tunable UV Detector <<https://www.waters.com/514228>>

WA60137, August 2009