

Note d'application

## Direct Quantification of Diquat and Paraquat in Drinking Water Samples Using Ultra-Sensitive UPLC-MS/MS Analysis

---

Claude R. Mallet

Waters Corporation



---

## Abstract

This application note presents the versatility of direct injection using the ACQUITY I-Class UPLC System with the Xevo TQ-S Mass Spectrometer for the analysis of diquat and paraquat in tap water and bottled water. The limit of detection in this study was 50 ppt, which is below the European Union Directive LOD of 100 ppt. The high sensitivity of Xevo TQ-S enabled excellent quantitation using a 100- $\mu$ L injection without sample extraction or concentration prior injection. The recovery data showed good results with excellent RSD's below 8% for both water samples.

### Benefits

- Direct injection of clean water samples removes the need for sample extraction or concentration, saving valuable analyst time.
- Fast UPLC analysis on an ACQUITY UPLC BEH C<sub>18</sub> Column decreases sample turn around time and improves lab productivity.
- The high sensitivity of Xevo TQ-S enables excellent trace-level quantification using a 100- $\mu$ L direct injection, with no deterioration in performance apparent even after 250 sample injections.

---

## Introduction

Crop protection in countries around the globe is usually associated with the use of a wide range of pesticides, insecticides, or herbicides. These agricultural products can potentially have harmful effects on the environment and impact the health of both humans and animals. Despite the risk, they are a crucial part of the global economy<sup>1</sup> For example, the use of herbicides is important to control the growth of weeds, for if not suppressed weeds can reduce crop yields up to 80%.<sup>2</sup> In the herbicides family the bipyrindyls are used extensively in agriculture to control broadleaf and aquatic weeds. The most common bipyrindyls are diquat and paraquat. They constituted the largest share of the global market until recently overtaken by glyphosate.<sup>3</sup> Due to their high efficiency as pre-harvest desiccants and defoliant, diquat and paraquat are also classified as highly toxic.<sup>4</sup> The World Health Organization (WHO) has classified these compounds as moderately hazardous.<sup>5</sup> Even with a half-life in water of 48 hours, accidental or intentional ingestion can have serious health effects. For drinking water, the U.S. Environmental Protection Agency (U.S. EPA) has established a maximum contaminant level of 20 ppb for diquat and a desired goal of 3 ppb for paraquat<sup>6</sup> (not EPA

regulated). The European Union (EU) has not regulated the levels of these compounds specifically in drinking water and continues to apply the value of 0.1 ppb.<sup>7</sup>

The analysis of bipyridylum herbicides can be difficult mainly because they are cationic molecules. Their inherent high polarity and positive charge, require the use of ion pairing additives when analyzing quaternary amines by reversed-phase chromatography. The U.S. EPA method 549.2 utilizes reversed-phase chromatography with ion pairing for the separation of diquat and paraquat using UV detection.<sup>8</sup> Ion pairing agents are typically avoided with ESI-MS applications owing to suppression of the ionization in the MS source. For MS applications, HILIC has provided suitable chromatography without the requirement of ion pairing agents.<sup>9</sup> However, recent advances in MS sensitivity have made the direct analysis of trace-level contaminants in water attainable and very attractive. The possibility of removing laborious and time-consuming solid phase extraction and sample concentration is highly desirable. Direct injection of an aqueous sample for RP chromatography is ideal as the sample matrix is similar to the initial mobile phase conditions. For HILIC, a water sample would first require dilution with the organic solvent.

This application note presents the analysis of diquat and paraquat herbicides in drinking water by direct injection using a volatile ion pairing reagent (heptafluorobutyric acid-HFBA), RP-UPLC, and the highly sensitive Xevo TQ-S.

---

## Experimental

Diquat and paraquat standards were purchased from Sigma Alrich (St-Louis, MO, USA). HFBA (HPLC grade) was purchased from Thermo Scientific (Rockford, IL). MilliQ water was used to produce calibration standards. The water samples were collected from bottled and in-house tap water. The chemical structure and MRM conditions used for the quaternary herbicides are listed in Figure 1 and Table 1, respectively. MRM transitions stored in the Quanpedia database were selected for analysis. Chromatographic separation was performed on Waters ACQUITY UPLC System equipped with an ACQUITY UPLC BEH C<sub>18</sub> 2.1 x 30 mm Column. A one -minute linear water/methanol gradient with 10 mM HFBA was used. The detection was performed using a Xevo TQ-S.

### LC conditions

UPLC system:

ACQUITY UPLC

Runtime:	3.0 min
Column:	ACQUITY UPLC BEH C <sub>18</sub> 2.1 x 30 mm, 1.7 μm
Column temp.:	25 °C
Mobile phase A:	10 mM HFBA in water
Mobile phase B:	10 mM HFBA in methanol
Elution:	1 minute linear gradient from 2% (B) to 95% (B)
Flow rate:	0.6 mL/min
Injection volume:	100 μL

## MS conditions

MS system:	Xevo TQ-S
Ionization mode:	ESI positive
Capillary voltage:	3.0 kV
Cone voltage:	50.0 V
Source temp.:	140 °C
Desolvation temp.:	550 °C
Desolvation gas:	1100 L/hr
Cone gas:	50 L/hr

Herbicides	Precursor	Product	Cone	Collision
Diquat	183.0	157.0	50	20
	183.0	78.0	50	35
Paraquat	185.0	170.0	50	20
	185.0	107.0	50	30

Table 1. Diquat and paraquat MRM conditions.

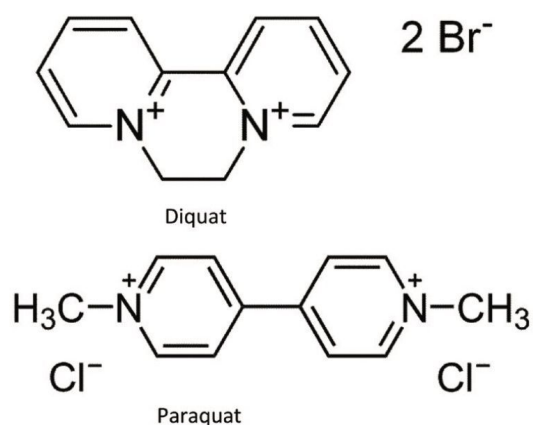


Figure 1. Chemical structure of diquat and paraquat.

## Results and Discussion

With the StepWave ion optics, Waters Xevo TQ-S offers unsurpassed performance for trace-level analysis. The high sensitivity allows for the option to bypass the tedious sample concentration requirement associated with trace-level detection of contaminants in drinking water. With this high level of sensitivity, a clean water sample can be pre-concentrated directly on column by using a direct injection technique with the ACQUITY UPLC System. As shown in Figure 2, diquat and paraquat gave well-defined Gaussian peak shapes on the RP column. The vertical axes are linked in Figure 2 and show the difference in response of the two analytes. Even with the lower response seen for paraquat compared to diquat, the required levels of quantification for both compounds were achieved.

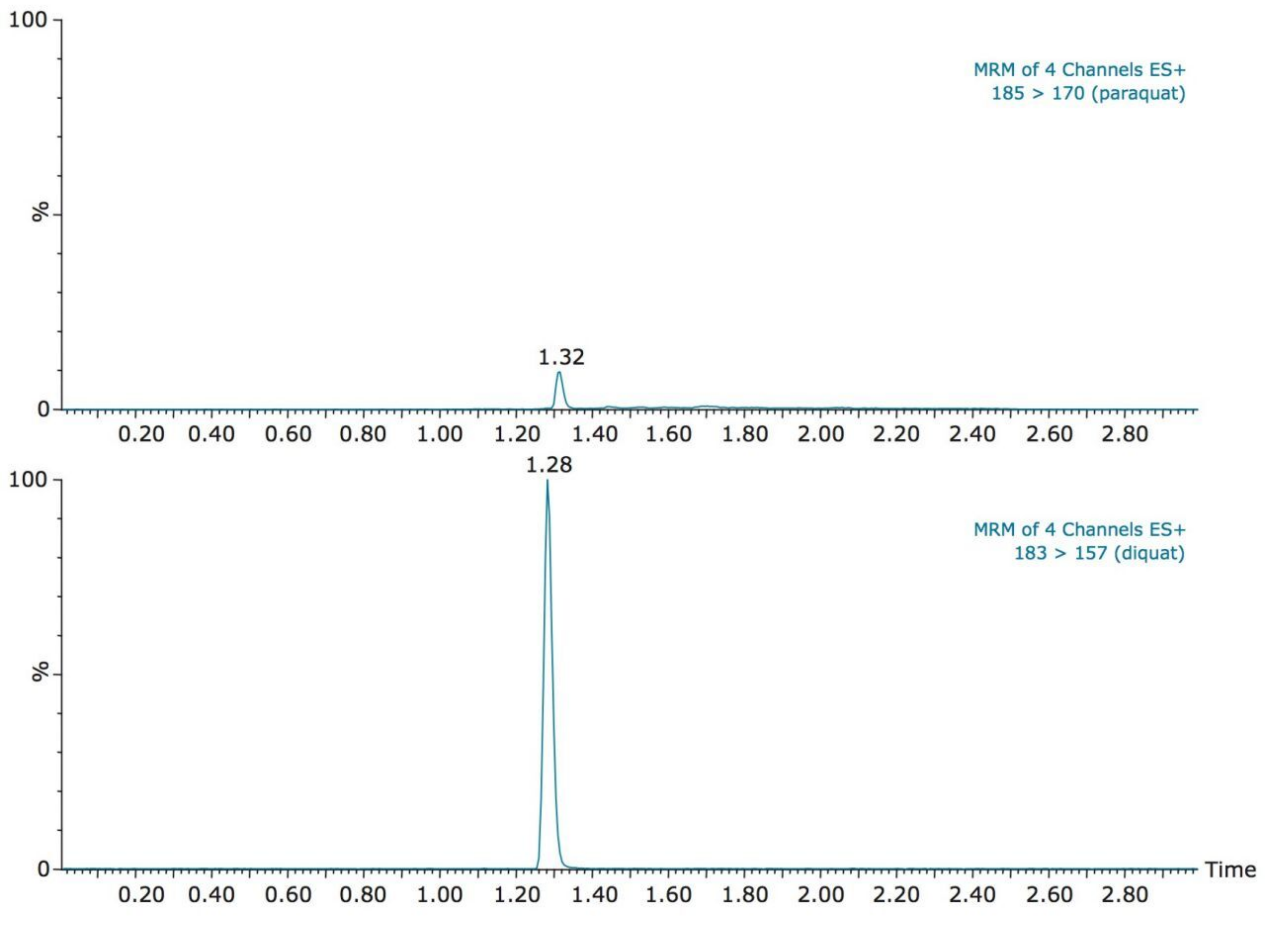


Figure 2. Reversed chromatograms of diquat and paraquat (1 ppb spike).

## Quantification

Using the direct injection protocol, the quantification of bottled and tap water was measured against a calibration curve generated using standards made in MilliQ water. In this case, external calibration showed excellent results and an internal standard was not deemed necessary. As shown in Figure 3, the calibration curves for diquat and paraquat for tap water showed excellent linearity from 50 ppt to 100 ppb, with  $r^2$  of 0.997 and 0.995 for diquat and paraquat, respectively. The recoveries for a 1 ppb spike are shown in Table 2, with recoveries in the range of 75% to 107%. The relative standard variation (RSD's) for diquat and paraquat was below 8% in both water samples.

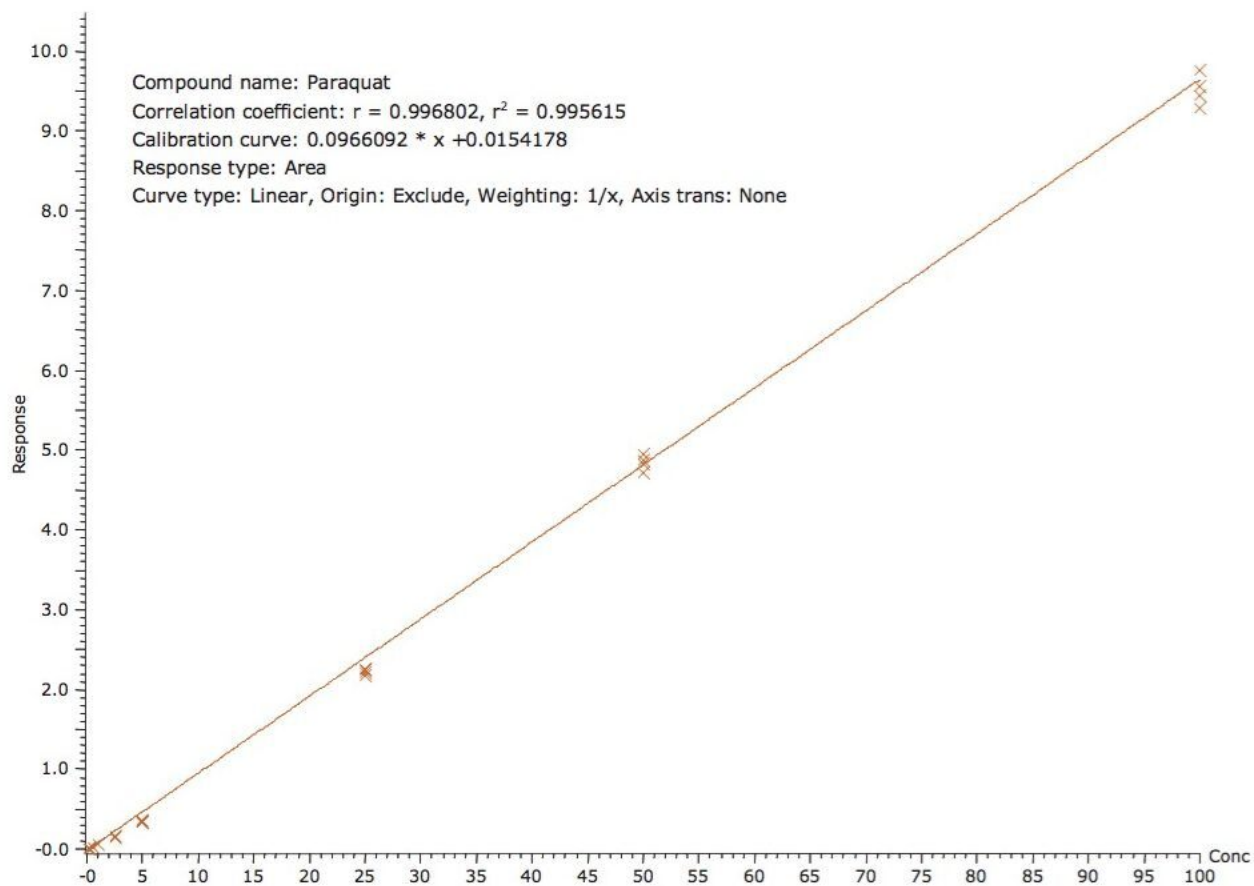
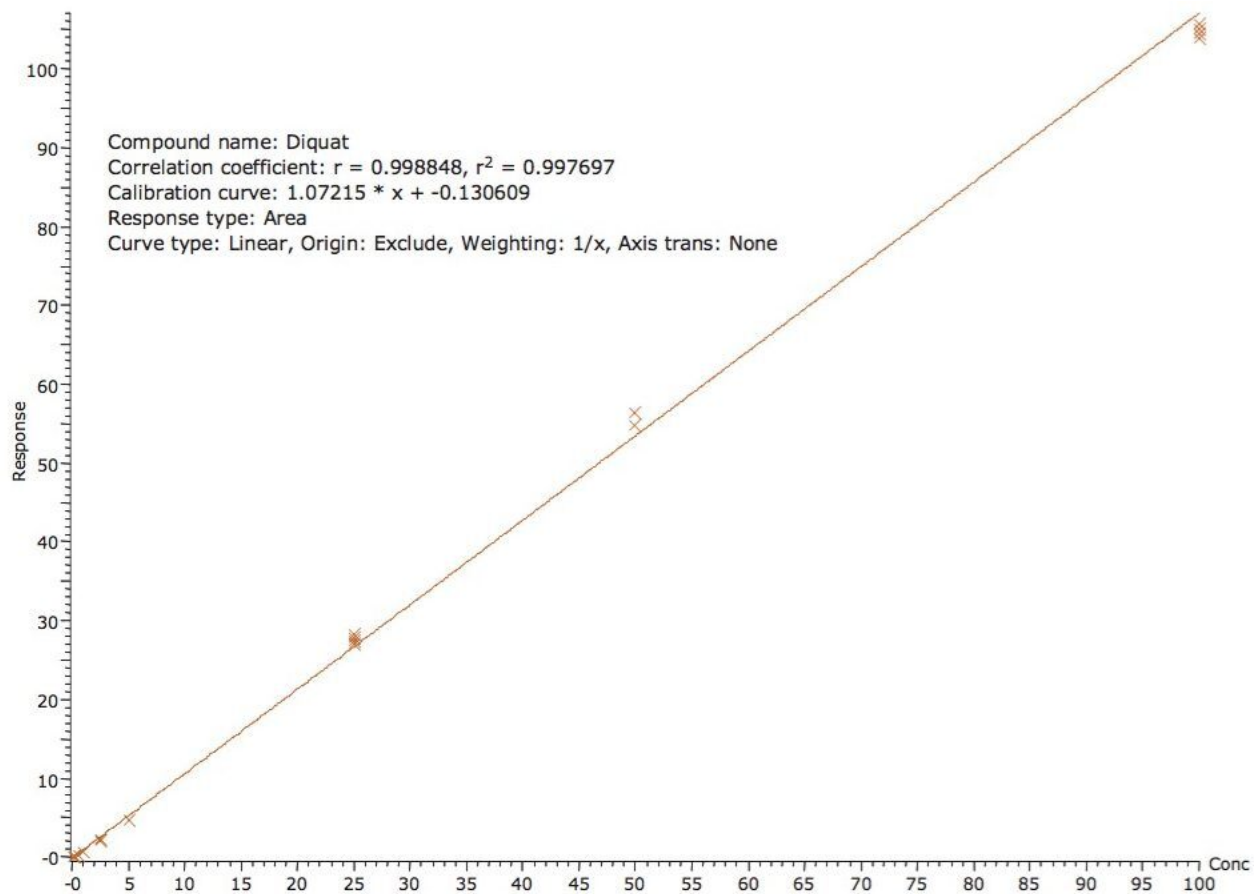


Figure 3A. Calibration curve for diquat from 50 ppt to 100 ppb.

Figure 3B. Calibration curve for paraquat from 50 ppt to 100 ppb.

2. RL Kellogg, R Nehring, A Grube, DW Goss, S Plotkin. Environmental indicators of pesticide leaching and runoff from farm fields. United States Department of Agriculture Natural Resources Conservation Service. Retrieved on 2010-08-26, February, 2000.
3. Website: [http://www.epa.gov/opp00001/pestsales/07pestsales/market\\_estimates2007.pdf](http://www.epa.gov/opp00001/pestsales/07pestsales/market_estimates2007.pdf), U.S. Environmental Protection Agency, Washington, DC 20460, Pesticides Industry Sales and Usage, February 2011.
4. Website: [www.bt.cdc.gov/agents/paraquat/basics/facts.asp](http://www.bt.cdc.gov/agents/paraquat/basics/facts.asp) Centers for Disease Control, Facts about Paraquat. October 13, 2006. 5. WHO World Health Organization, The WHO Recommended Classification of Pesticides by Hazard and Guidelines to Classification. 1996-1997 WHO, Geneva (1996).
5. Lewis. Drinking Water Health Advisory: Pesticides, US Environmental Protection Agency. Chelsea, MI (1989).
6. EEC, Drinking Water Guidelines 80/779/ECC, ECC no L229/11-29, Brussels, 1980.
7. J W Munch, WJ Bashe. US EPA 549.2. U.S. Environmental Protection Agency, Cincinnati, OH, 1997.
8. K Van Tran, JC Shia, MS Young. Fast and Sensitive UPLC/MS(MS) Determination of Diquat and Paraquat in Drinking Water. Waters Application Note No. 720004220en, May 2012.

---

## Featured Products

[ACQUITY UPLC System <https://www.waters.com/514207>](https://www.waters.com/514207)

[Xevo TQ-S <https://www.waters.com/10160596>](https://www.waters.com/10160596)

[TrendPlot <https://www.waters.com/10148068>](https://www.waters.com/10148068)

[Quanpedia <https://www.waters.com/10148049>](https://www.waters.com/10148049)

720004770, August 2013



©2019 Waters Corporation. All Rights Reserved.