

Margaret Maziarz, Mark D. Wrona

Waters Corporation

This is an Application Brief and does not contain a detailed Experimental section.

---

## Abstract

This application note demonstrates transfer of an HPLC method for related substances of metoclopramide HCl from an Agilent 1260 Infinity LC System to an ACQUITY Arc System by comparing chromatographic separation and system suitability results.

## Benefits

The ACQUITY Arc System successfully replicated chromatographic separation obtained on the Agilent 1260 Infinity LC System, generating reliable, robust, and reproducible results.

---

## Introduction

Analysis of an active pharmaceutical ingredient (API) and its related substances must be conducted by every manufacturer to ensure safety and efficacy of the end pharmaceutical drug product. Often, these assays are performed across the organization or sent out to contract partners that utilize instruments from different vendors. Therefore, it is essential for the analytical laboratories to successfully transfer methods between different instruments to ensure product consistency and compliance with regulations. Effective method transfer generates equivalent results for the same analysis independent of the instrument, laboratory, or resources. This is important to eliminate revalidation of the method, which is time consuming and costly.

---

In this study, we demonstrated the transfer of the HPLC method for related substances analysis of metoclopramide HCl from an Agilent 1260 Infinity LC System to an ACQUITY Arc System.

The success of the method transfer to the new instrumentation was measured by examining the chromatographic separation for comparable results and verifying that the system suitability results met the specifications defined in the USP General Chapter <621> Chromatography.<sup>1</sup>

---

## Results and Discussion

The related compounds of metoclopramide HCl used in this study are listed in Table 1. Separate stock solutions were prepared in methanol at 1.0 mg/mL. A metoclopramide stock solution was diluted with water to 0.5 mg/mL and spiked with related substances at 1.0%. For system suitability, each stock solution was transferred to one vial and diluted with water to 0.05 mg/mL concentration of each analyte. The mixture was then diluted with standard diluent (50:50 methanol/water) to 15 µg/mL concentration for system suitability determination.

Compound	Common Name
API	Metoclopramide HCl
Impurity A	4-Acetamido-5-chloro-N-(2-(diethylamino)ethyl)-2-methoxybenzamide
Impurity B	Methyl 4-acetamido-5-chloro-2-methoxybenzoate
Impurity C	4-Amino-5-chloro-2-methoxybenzoic acid
Impurity D	Methyl 4-acetamido-2-methoxybenzoate
Impurity F	4-Amino-5-chloro-N-(2-(diethylamino)ethyl)-2-hydroxybenzamide
Impurity G	2-(4-Amino-5-chloro-2-hydroxybenzamido)-N,N-diethylethanamide oxide
Impurity H	4-Acetamido-2-hydroxybenzoic acid
Impurity 9	Methyl 4-amino-2-methoxybenzoate

*Table 1. List of the USP specified related substances of metoclopramide HCl for method transfer.*

The HPLC method was first run on an Agilent 1260 Infinity LC System and then transferred to an ACQUITY Arc System. The ACQUITY Arc System offers a novel Multi-flow path Technology, which enables efficient method transfer of legacy methods developed on previous generations of LC instrumentation. Instrument conditions for transfer of the HPLC method are listed in Figure 1.




Parameter	Description																																																
LC systems	Agilent 1260 Infinity LC System with quaternary SL pump, low dispersion (3 $\mu$ L) heat exchanger, and DAD detector ACQUITY Arc System with 2998 PDA and ACQUITY QDa detectors, passive pre-heater and flow path 1																																																
Column	XSelect <sup>®</sup> CSH C <sub>18</sub> 4.6 x 150 mm, 5 $\mu$ m																																																
Column temp.	45° C																																																
Flow rate	2.9 mL/min																																																
Injection volume	10.0 $\mu$ L																																																
Mobile phase	A: 0.1% Formic acid in water B: 0.1% Formic acid in methanol																																																
Gradient	<table border="1"> <thead> <tr> <th></th> <th>Time</th> <th>Flow (mL/min)</th> <th>%A</th> <th>%B</th> <th>%C</th> <th>%D</th> <th>Curve</th> </tr> </thead> <tbody> <tr> <td>1</td> <td>Initial</td> <td>2.900</td> <td>95.0</td> <td>5.0</td> <td>0.0</td> <td>0.0</td> <td>Initial</td> </tr> <tr> <td>2</td> <td>15.00</td> <td>2.900</td> <td>40.0</td> <td>60.0</td> <td>0.0</td> <td>0.0</td> <td>6</td> </tr> <tr> <td>3</td> <td>16.50</td> <td>2.900</td> <td>40.0</td> <td>60.0</td> <td>0.0</td> <td>0.0</td> <td>6</td> </tr> <tr> <td>4</td> <td>16.80</td> <td>2.900</td> <td>95.0</td> <td>5.0</td> <td>0.0</td> <td>0.0</td> <td>6</td> </tr> <tr> <td>5</td> <td>21.00</td> <td>2.900</td> <td>95.0</td> <td>5.0</td> <td>0.0</td> <td>0.0</td> <td>6</td> </tr> </tbody> </table>		Time	Flow (mL/min)	%A	%B	%C	%D	Curve	1	Initial	2.900	95.0	5.0	0.0	0.0	Initial	2	15.00	2.900	40.0	60.0	0.0	0.0	6	3	16.50	2.900	40.0	60.0	0.0	0.0	6	4	16.80	2.900	95.0	5.0	0.0	0.0	6	5	21.00	2.900	95.0	5.0	0.0	0.0	6
	Time	Flow (mL/min)	%A	%B	%C	%D	Curve																																										
1	Initial	2.900	95.0	5.0	0.0	0.0	Initial																																										
2	15.00	2.900	40.0	60.0	0.0	0.0	6																																										
3	16.50	2.900	40.0	60.0	0.0	0.0	6																																										
4	16.80	2.900	95.0	5.0	0.0	0.0	6																																										
5	21.00	2.900	95.0	5.0	0.0	0.0	6																																										
Wash solvents	Purge: 50:50 water/methanol Sample wash: 50:50 water/methanol Seal wash: 90:10 water/acetonitrile																																																
PDA detection	$\lambda$ range: 210 – 400 nm, Derived at 270 nm Sampling rate: 20 pts/sec																																																
Mass detection	<b>ACQUITY QDa Detector (ACQUITY Arc System only)</b> Ionization mode: ESI+, ESI- Acquisition range: 100 – 440 <i>m/z</i>																																																

Figure 1. Instrument conditions for transfer of the HPLC method for metoclopramide HCl and its USP-related substances from an Agilent 1260 Infinity LC System to an ACQUITY Arc System.

The chromatographic data of a sample containing metoclopramide API with 1.0% of related substance acquired on both the Agilent 1260 Infinity LC and ACQUITY Arc systems is displayed in Figure 2. The chromatographic separation produced on an ACQUITY Arc System was comparable with the results obtained on the Agilent 1260

Infinity LC System.

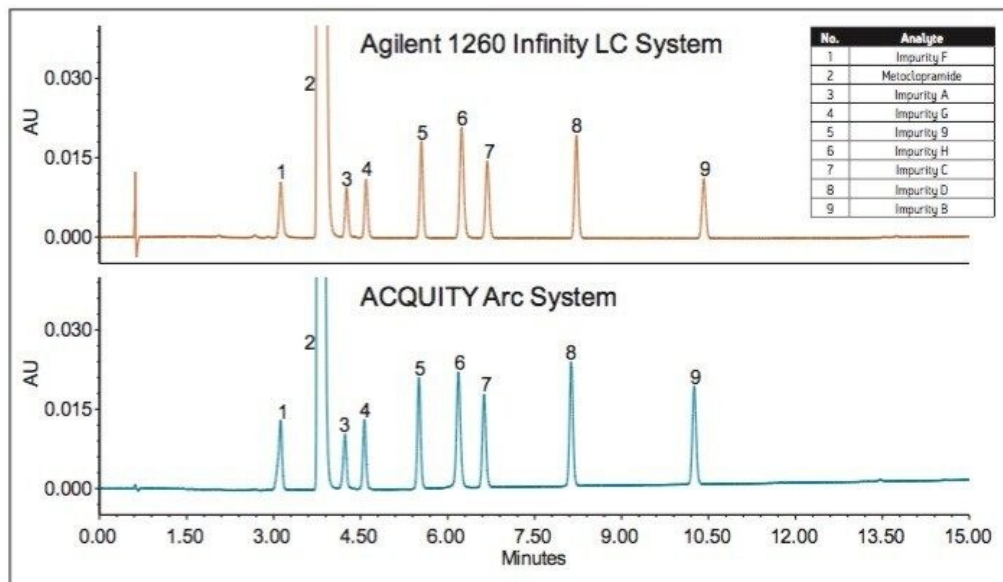


Figure 2. Chromatographic data of the metoclopramide API at 0.5 mg/mL with 1.0% of related substances for the method transfer from an Agilent 1260 Infinity LC System to an ACQUITY Arc System.

The mass spectral data acquired using an ACQUITY QDa Detector coupled to an ACQUITY Arc System was used to confirm identity of metoclopramide and related substances by mass detection. The mass analysis window from Empower 3 Software (Figure 3) shows UV and mass spectral data from a single result. This UV detection enhanced with MS spectral data was used to quickly confirm identity of the sample components.

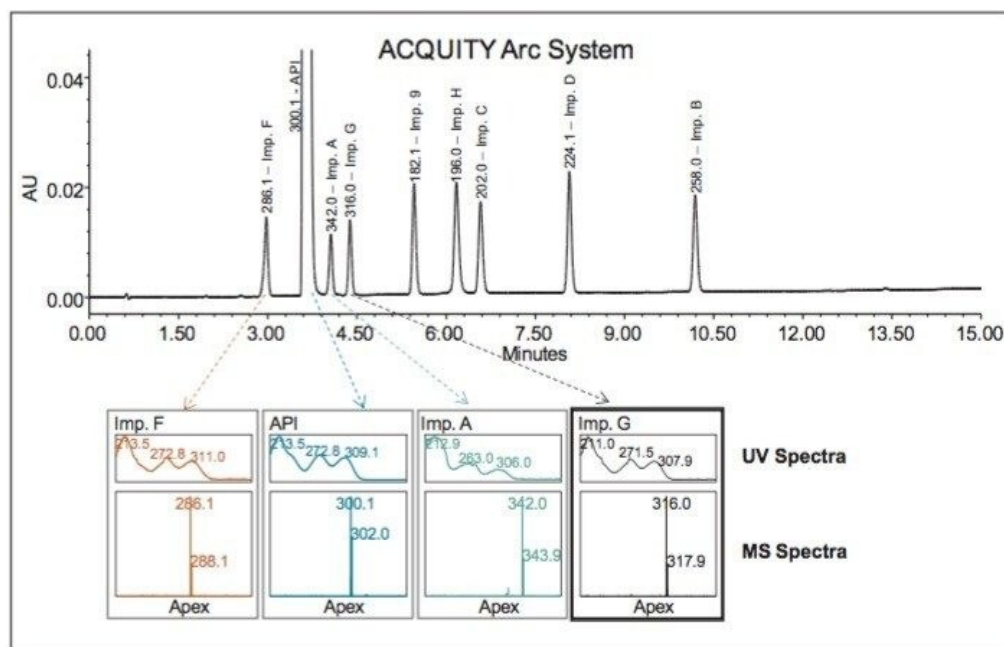


Figure 3. Confirming peak identity by mass detection using mass spectral data acquired with an ACQUITY QDa Detector. Mass analysis window from Empower 3 Software shows UV and mass spectral data from a single result.

Performance of the HPLC method on the ACQUITY Arc System was verified by evaluating system suitability of five replicate injections of the system suitability solution according to the requirements defined in the USP General Chapter, <621>, Chromatography<sup>1</sup> and compared to the results obtained on the Agilent 1260 Infinity LC System. Results of method suitability acquired on both systems passed the USP specifications and are summarized in Table 2. The repeatability of retention times and peak areas of the method run on the ACQUITY Arc System were substantially lower than the USP specifications of less than 2.0% RSD and comparable to the Agilent 1260 Infinity LC System. The USP resolution values between all the peaks were comparable on both systems, indicating no loss in resolution for method transfer. The USP peak tailing factors were also comparable.

Comp.	% RSD of retention time		% RSD of peak areaa		USP resolution		USP peak tailing	
	Agilent 1260	ACQUITY Arc	Agilent 1260	ACQUITY Arc	Agilent 1260	ACQUITY Arc	Agilent 1260	ACQUITY Arc
Imp. F	0.05	0.09	0.26	0.04	n/a	n/a	1.2	0.9
API	0.04	0.05	0.11	0.10	7.0	6.5	1.2	1.1
Imp. A	0.03	0.04	0.11	0.02	3.7	3.6	1.1	1.0
Imp. G	0.03	0.03	0.12	0.13	3.4	3.3	1.1	1.1
Imp. 9	0.00	0.03	0.08	0.18	9.4	10.3	1.1	1.1
Imp. H	0.02	0.03	0.21	0.20	6.0	5.6	1.1	1.1
Imp. C	0.01	0.02	0.18	0.36	3.6	3.1	1.1	1.1
Imp. D	0.01	0.04	0.10	0.16	13.2	11.8	1.0	1.1
Imp. B	0.02	0.03	0.14	0.22	18.4	16.5	1.0	1.1

Table 2. System suitability results of five replicate injection of the system suitability solution for method transfer between Agilent 1260 Infinity LC and ACQUITY Arc Systems.

Enabled by a unique Multi-flow path technology, the ACQUITY Arc System, easily accepts and replicates methods from a variety of platforms without compromising method integrity. The ACQUITY Arc System provides powerful LC performance and secures the laboratory's investment by ensuring integration with new technologies such as the ACQUITY QDa Detector and Empower Chromatography Data System (CDS) Software.

## Conclusion

The HPLC method for metoclopramide and its related substances was successfully transferred from an Agilent 1260 Infinity LC System to an ACQUITY Arc System. The ACQUITY Arc System successfully replicated the quality of chromatographic separation obtained on the Agilent 1260 Infinity LC System and met the USP specifications for system suitability. Meeting the system suitability requirements is essential for laboratories to remain in compliance with the current Good Laboratory Practices regulations. Moreover, the ACQUITY QDa Detector, in conjunction with UV detection, enabled quick confirmation of peak identity by mass detection.

Overall, the ACQUITY Arc System delivers reliable, robust, and reproducible results, enhancing throughput and laboratory efficiency for routine testing in the QC laboratory.

---

## References

1. USP General Chapter <621> Chromatography, USP 37-NF 32, *The United States Pharmacopeia Convention*, Official December 1, 2014.
- 

## Featured Products

[ACQUITY Arc System <https://www.waters.com/134844390>](https://www.waters.com/134844390)

[ACQUITY QDa Mass Detector <https://www.waters.com/134761404>](https://www.waters.com/134761404)

[2998 Photodiode Array \(PDA\) Detector <https://www.waters.com/1001362>](https://www.waters.com/1001362)

[Empower 3 Chromatography Data Software <https://www.waters.com/513188>](https://www.waters.com/513188)

720005420, July 2015



©2019 Waters Corporation. All Rights Reserved.

[Terms of Use](#) [Privacy](#) [Trademarks](#) [Sitemap](#) [Careers](#) [쿠키](#) [쿠키 기본 설정](#)