

Waters™

應用手冊

Examples of USP Method Modernizations Using “Equivalent L/d_p ” and “Equivalent N ” Allowed Changes with CORTECS C_8 Columns

Jennifer M. Nguyen, Thomas Swann

Waters Corporation



This is an Application Brief and does not contain a detailed Experimental

section.

Abstract

This application brief demonstrates development of faster methods with lower solvent consumption using CORTECS columns in USP method modernizations.

Benefits

Faster methods with lower solvent consumption using CORTECS C₈ and CORTECS UPLC C₈ Columns in USP method modernizations.

Introduction

Fenoprofen is an anti-inflammatory drug used to treat pain and arthritis. The resolution standard in the USP monograph for fenoprofen¹ separates fenoprofen and gemfibrozil. Chlorthalidone is a nonthiazide diuretic used to prevent heart failure by lowering high blood pressure and edema. Its USP monograph describes a method to separate chlorthalidone, its related impurity, and an internal standard.² Many of these USP methods are considered “outdated” due to the use of old column technologies, which can leave analysts with long sample run times coupled with high solvent consumption.

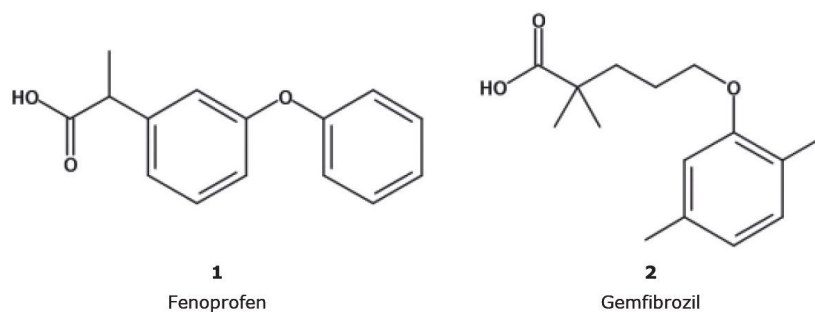


Figure 1. The chemical structures of fenoprofen, 1, and gemfibrozil, 2.

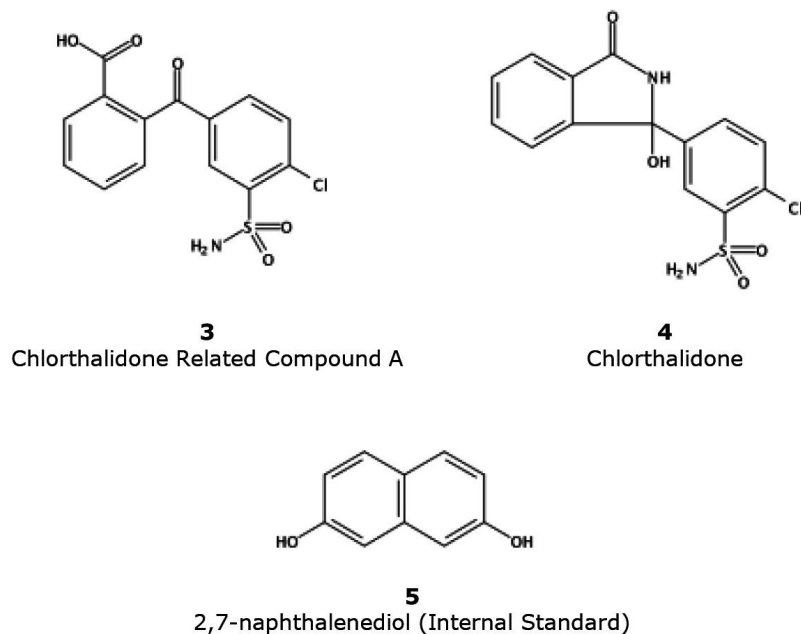


Figure 2. The chemical structures of chlorthalidone related compound A, 3, chlorthalidone, 4, and the internal standard 2,7-naphthalenediol, 5.

Results and Discussion

Since August 2014, USP method modernizations for isocratic separations may now occur by following “Equivalent L/d_p ” or “Equivalent N ” guidelines in relation to the original column.³ For “Equivalent L/d_p ”, the ratio of column length, L , to the particle size (diameter), d_p , must be maintained within -25% to +50% of the original L/d_p , and for “Equivalent N ”, other combinations of L/d_p may be used as long as N remains within -25% to +50% of that measured in the original method. High efficiency columns packed with <3 μm solid-core particles, as found in the CORTECS (2.7 μm) and the CORTECS UPLC (1.6 μm) families, allow shorter columns to be used while maintaining equivalent performance to the original USP method.⁴ This results in faster methods with less solvent consumption.

It is important to match the chromatographic instrument dispersion and pressure limit with the column dispersion and backpressure.

- The instrument constraints are determined by the capability “class” of the instrument. HPLC, UHPLC, and UPLC class instruments have, in that order, decreasing instrument dispersion (measured in peak volume) and increasing pressure limit.
- The column properties are determined by the column geometry (affects peak volume and backpressure) plus

particle type and size (affect efficiency and backpressure). As the column inside diameter decreases (at a given length), the peak volumes decrease, so there is a greater impact of instrument dispersion. As the particle size decreases (at a given column geometry), efficiency and backpressure both increase.

- Specific instrument/column matchups therefore are: HPLC systems paired with 4.6 mm diameter columns having 3.5 to 5 μm particles
- UHPLC systems paired with 3.0 mm diameter columns having 2.5 to 2.7 μm particles
- UPLCs systems paired with 2.1 mm diameter columns having <2 μm particles.

However, using a column with a more capable instrument (e.g. a 3.0 mm diameter, 2.7 μm particle column on a UPLC) is feasible and often convenient when the optimal dimension is unavailable. This study therefore demonstrates this practicability by using 3.0 mm diameter columns packed with 2.7 μm and 1.6 μm CORTECS particles on an ACQUITY UPLC H-Class System.

Fenoprofen example

Figure 3 shows the analysis of fenoprofen and gemfibrozil on CORTECS and CORTECS UPLC C₈ Columns that meet either "Equivalent L/d_p " or "Equivalent N" allowed changes. An ACQUITY UPLC H-Class System with Auto-Blend was used with a mobile phase composition of 50:49.6:0.4 acetonitrile:water:phosphoric acid and UV detection at 272 nm. The original column – a ZORBAX C₈, 5 μm , 4.6 x 150 mm – was run at a flow rate of 2.00 mL/min on an Alliance HPLC System. The flow rate for the 2.7 μm columns was scaled to 1.58 mL/min, and the flow rate for the 1.6 μm columns was set to 1.40 mL/min due to system pressure limits.

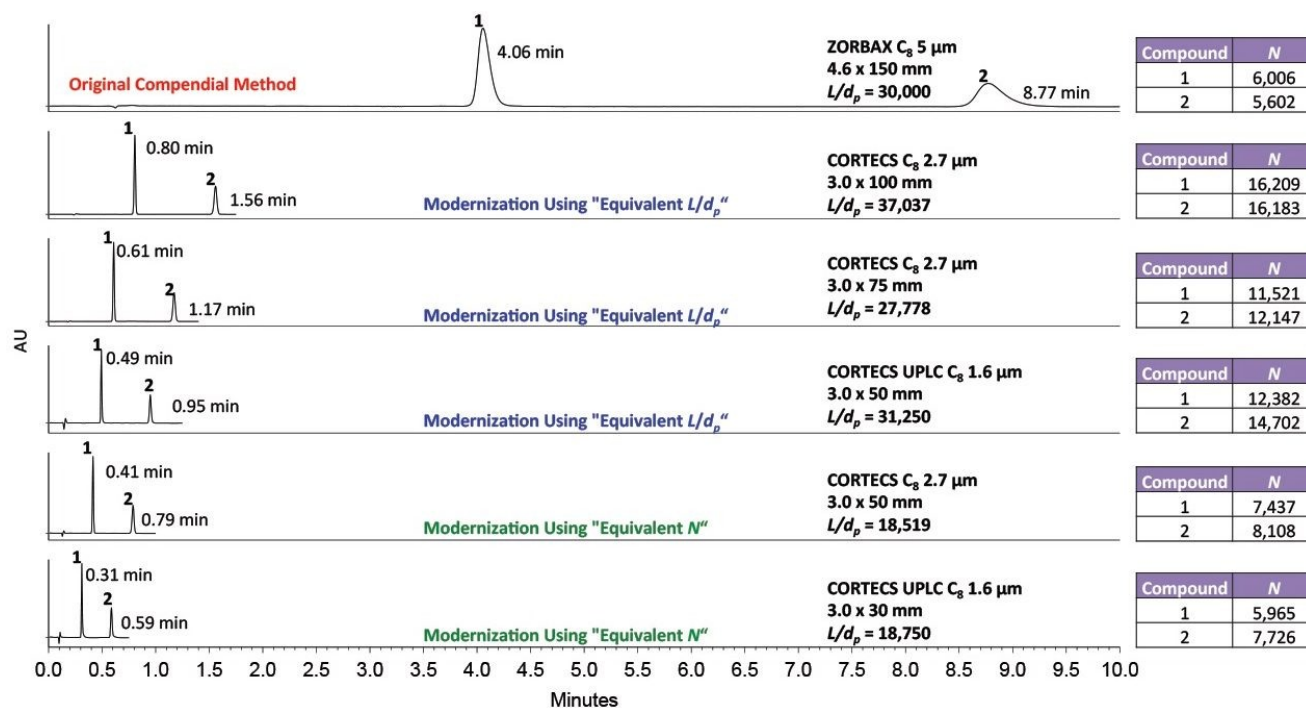


Figure 3. Separation of fenoprofen, 1, and gemfibrozil, 2, on the original column. Columns used are CORTECS C₈, 2.7 µm, 3.0 x 100 mm (p/n: 186008361), CORTECS C₈, 2.7 µm, 3.0 x 75 mm (p/n: 186008360), CORTECS UPLC C₈, 1.6 µm, 3.0 x 50 mm (p/n: 186008409), CORTECS C₈, 2.7 µm, 3.0 x 50 mm (p/n: 186008359), and CORTECS UPLC C₈, 1.6 µm, 30 x 30 mm (p/n: 186008408) ordered by decreasing analysis time.

All columns met the USP specifications outlined in the monograph. A decrease in analysis time of 93% occurred when switching to a column following the "Equivalent N" criteria – a CORTECS UPLC C₈, 1.6 µm, 3.0 x 30 mm Column (p/n: 186008408). Using this column, solvent consumption also decreased by 95%.

Chlorthalidone example

Figure 4 depicts the modernization of the USP method for chlorthalidone using CORTECS C₈ and CORTECS UPLC C₈ Columns. The original compendial column – XBridge BEH C₈, 5 µm, 4.6 x 250 mm (p/n: 186003018) – was run on an Alliance HPLC System using a mobile phase of 0.01 M dibasic ammonium phosphate:methanol (3:2) adjusted with phosphoric acid to pH 5.5. The analysis used a flow rate of 1.00 mL/min with UV detection at 254 nm. The modernized methods using CORTECS Columns were run on an ACQUITY UPLC H-Class System at a scaled flow rate of 0.79 mL/min for 2.7 µm columns and, in order to maintain operable system pressures, 0.70 mL/min for the 1.6 µm column.

The columns in Figure 4 all met the required USP specifications. However, while the USP modernization for fenoprofen used the "Equivalent N" guideline to give the largest reduction in analysis time and solvent consumption, the "Equivalent L/d_p" guideline provided the greatest advantage for chlorthalidone. The sample run

time can be cut six fold using a CORTECS UPLC C₈, 3.0 x 75 mm Column (p/n: 186008410), and solvent consumption can be reduced by up to 88%.

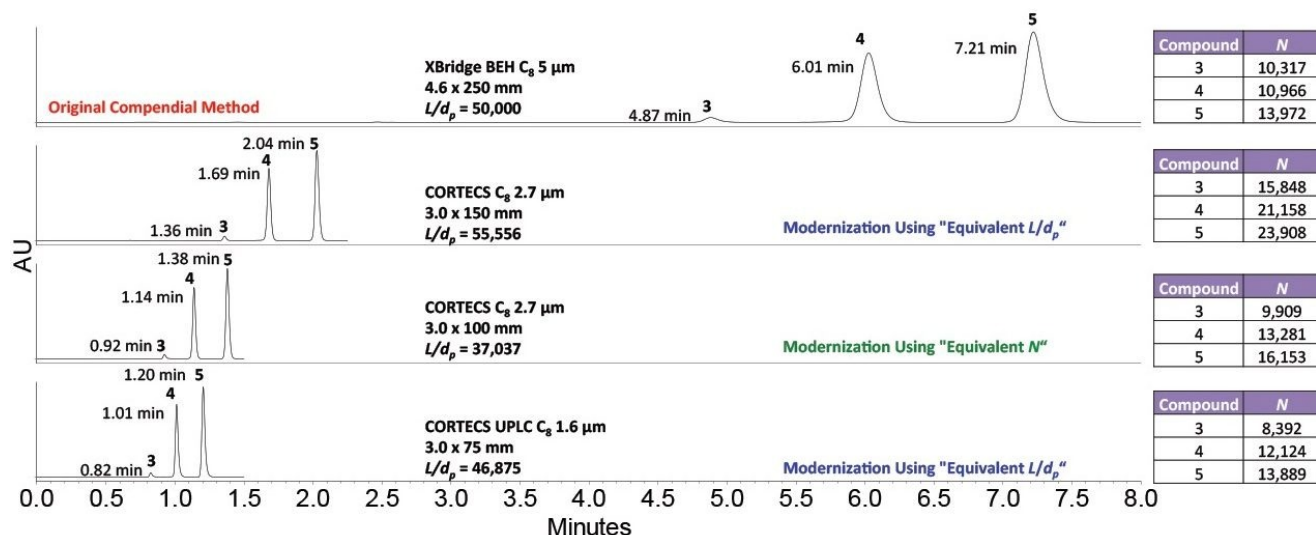


Figure 4. Separation of the related compound, 3, chlorthalidone, 4, and the internal standard, 5, on the original column, the XBridge BEH C₈, 5 μm, 4.6 x 250 mm (p/n: 186003018) as well as CORTECS C₈, 2.7 μm, 3.0 x 150 mm (p/n: 186008362), CORTECS C₈, 2.7 μm, 3.0 x 100 mm (p/n: 186008361), and CORTECS UPLC C₈, 1.6 μm, 3.0 x 75 mm (p/n: 186008410) ordered by decreasing analysis time.

Conclusion

The USP monograph methods for fenoprofen and chlorthalidone were successfully transferred from fully-porous C₈ columns to solid-core CORTECS C₈ and CORTECS UPLC C₈ Columns. By switching to solid-core particles while utilizing the "Equivalent L/d_p" and "Equivalent N" allowed changes for method adjustments, USP methods can be modernized for higher sample throughput while maintaining and even increasing chromatographic performance. The successful method modernizations of fenoprofen and chlorthalidone demonstrate the ability of CORTECS Columns to drastically decrease sample analysis time and reduce solvent consumption using both "Equivalent L/d_p" and "Equivalent N" guidelines.

References

1. USP38 - NF33 S2 Monograph: Fenoprofen.

2. USP38 - NF33 S2 Monograph: Chlorthalidone.
3. USP38 - NF33 S2, General Chapter <621>.
4. Swann, T.; Nguyen, J. USP Method Modernization Using “Equivalent L/d_p ” and “Equivalent N ” Allowed Changes with CORTECS C_8 and CORTECS UPLC C_8 Columns. (2016). Waters Application Note (p/n: 720005666EN).

Featured Products

- [ACQUITY UPLC H-Class PLUS System <https://www.waters.com/10138533>](https://www.waters.com/10138533)
- [Auto•Blend Plus <https://www.waters.com/134623262>](https://www.waters.com/134623262)

720005988, April 2017



©2019 Waters Corporation. All Rights Reserved.