

Application Note

Rapid Determination of Cinnamomum Species Using the DART QDa System with LiveID for Ground Spice Authenticity Testing

Renata Jandova, Sara Stead, Olivier Chevallier

Waters Corporation, Institute for Global Food Security, Advanced ASSET Centre, Queen's University Belfast



Abstract

In this application note, we demonstrate the use of DART coupled to Waters ACQUITY QDa Mass Detector with chemometric modeling performed in real time with LiveID Software to rapidly determine the species level identity of cinnamon for label claim verification and authenticity purposes for the food industry.

Benefits

- Real-time species level identification of cinnamon with minimal need for sample preparation and no chromatographic separation.
- Applicability for point of control qualitative testing with reduced sample manipulation giving results in seconds.
- Intuitive LiveID Software is accessible to non-expert users to develop and validate robust models for various food authenticity, integrity, and quality control challenges.

Introduction

Cinnamon is a popular, aromatic culinary spice; it is produced from the inner bark of the *Cinnamomum* tree which belongs to the genus *Cinnamomum* of the Laurel family (*Lauraceae*).

Cinnamon has many species that differ in smell, taste, and color depending on the geographical region, but the species of most commercial importance are *Cinnamomum verum* and *Cinnamomum cassia*.

Cinnamomum verum is known as Ceylon cinnamon or "true cinnamon" while *C. cassia* is the Chinese species. Both species have similar characteristics that exhibit a fragrant, sweet, and warm taste; however, the flavor of the Ceylon variety is more refined and subtle.¹ The unique properties of this spice come from its essential oils and compounds, in particular cinnamaldehyde. Cinnamaldehyde is the compound which gives cinnamon its flavor and aroma, and it is also proposed to be responsible for many of the health benefits associated with cinnamon ingestion. Strips of the inner bark are dried until they curl into rolls known as cinnamon sticks or quills. These can then be further ground into powder or made into an extract.

C. cassia is economically cheaper and more abundant than the *C. verum* species with its value depending on the percentage of cinnamaldehyde. *C. cassia* is also known to contain coumarin, cinnamyl acetate, cinnamic acid, phenylpropyl acetate, orthocumaric aldehyde, and tannic acid. The most common form of cinnamon

adulteration is via the substitution or dilution of ground *C. verum* with *C. cassia*. European health agencies have warned against consuming high amounts of *C. cassia* due to the elevated amount of coumarin, a known blood-thinning agent which could damage the liver if taken in large amounts. Other bioactive compounds found in the bark, powder, and essential oils of *C. cassia* are cinnamaldehyde and styrene. In high doses these substances can also be toxic for humans.²

The IonSense Direct Analysis in Real Time (DART) is a form of ambient mass spectrometry which is defined as mass spectrometric analysis with minimal effort for sample preparation, using direct sampling and ionization at ambient conditions.³ DART is an atmospheric pressure ionization related technique based on the thermal desorption of condensed phase analytes by a plasma discharge in a heated gas stream, typically helium or nitrogen. Metastable atoms generated from gas interact with ambient molecules, such as water to create gas-phase ionic reagents which in turn react and ionize analytes on a surface, or present as a vapor in the atmosphere. DART is capable of analyzing low to high polarity compounds (up to 1 kDa) in both negative ion and positive ion modes.

In this application note, we demonstrate the use of DART coupled to Waters ACQUITY QDa Mass Detector with chemometric modeling performed in real time with LiveID Software to rapidly determine the species level identity of cinnamon for label claim verification and authenticity purposes for the food industry.

Experimental

The chemometric model was trained using authentic ground samples of Ceylon cinnamon (*C. verum*) and *C. cassia* obtained from a national herb and spices supplier. Authentic samples of Ceylon cinnamon were mixed in variant percentage with *C. cassia* to investigate the capability of the method to detect mixtures of the cinnamon species in the case of adulteration by substitution or dilution.

Sample preparation

To detect compounds of interest 1 g homogenized sample of ground cinnamon/cassia was weighed into a 50-mL tube and mixed with 15 mL of EtOH:water 50:50 (v/v). The sample was mixed using vortex mixer for 30 s followed by sonication for 15 min. The samples were then centrifuged at 6000 rpm for 5 min, and 3 mL of supernatant was loaded onto an OASIS HLB Cartridge, 3 cc, 60 mg (p/n: WAT094226). Elution was performed using 1 mL of methanol. Two replicate extracts were prepared for each sample and stored at -20 °C. Prior to analysis, the extracts were spotted (3 µL) on the 12 positions of a QuickStrip card and allowed

to dry under ambient conditions. Each QuickStrip card was then analyzed using DART QDa, thus generating 12 replicate Regions of Interest (ROIs) per card, per extract.

MS conditions

MS system:	ACQUITY QDa
MS source:	DART
Ionization mode:	Positive
Acquisition mode:	Full scan MS
Gas temp. (He):	150 °C
Sampling speed:	1.00 mm/sec
Sampling frequency:	2 Hz
Cone voltage:	10 V
Mass range:	100–600 <i>m/z</i> (continuum)

Data acquisition and processing

LiveID multivariate statistical software package (v1.2) was used as a chemometric model building and real time recognition tool.

Results and Discussion

DART QDa cinnamon authenticity model

The workflow illustrated in Figure 1 was followed for chemometric model training.

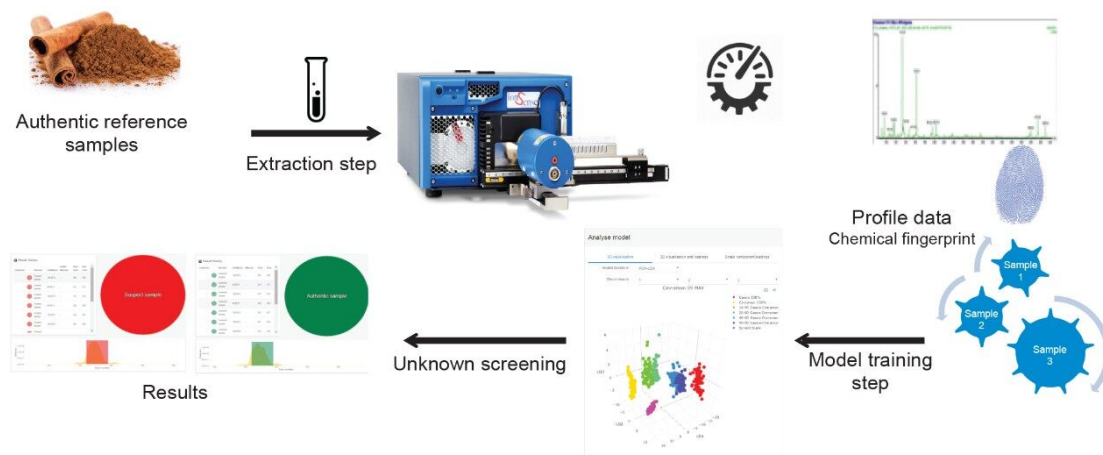


Figure 1. A schematic representation of the DART QDa LiveID workflow for chemometric modeling and real time recognition.

Combined spectrometric data (Figure 2) obtained from two different production lots of authentic *C. verum* (n=59) and *C. cassia* (n=60), and mixtures of the two species at portions representing 50:50% (n=63) and 10:90% (n=74) were used to train the chemometric model.

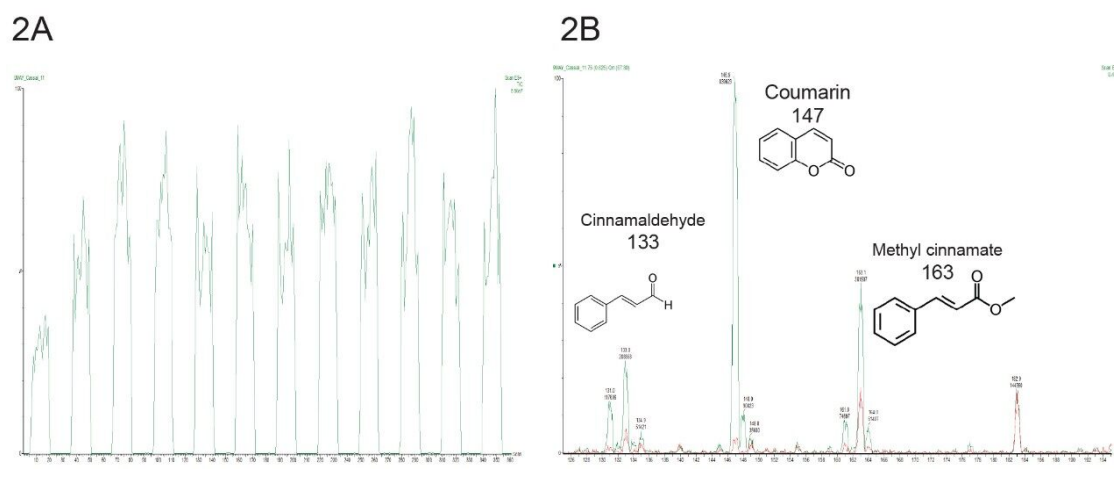


Figure 2. A. DART QDa Total Ion Chromatogram (TIC) generated from a QuickStrip card showing 12 replicate measurements; B. overlay of combined mass spectra from one Region of Interest (ROI) obtained from *C. verum* (red trace) and *C. cassia* (green trace) species in positive polarity.

All chemometric models were calculated using the region of 100 to 300 m/z , as no significant features were observed above 300 m/z . For model training purposes, 10 PCA components and two LDA components were

used. Class related clustering was apparent within the three-dimensional (3D) PCA scores plot using components 1, 2, and 3 (Figure. 3A). The combination of PCA (for data dimension reduction) and the supervised LDA generated four discrete class groupings within a five standard deviation outlier threshold are shown in Figure 3B.

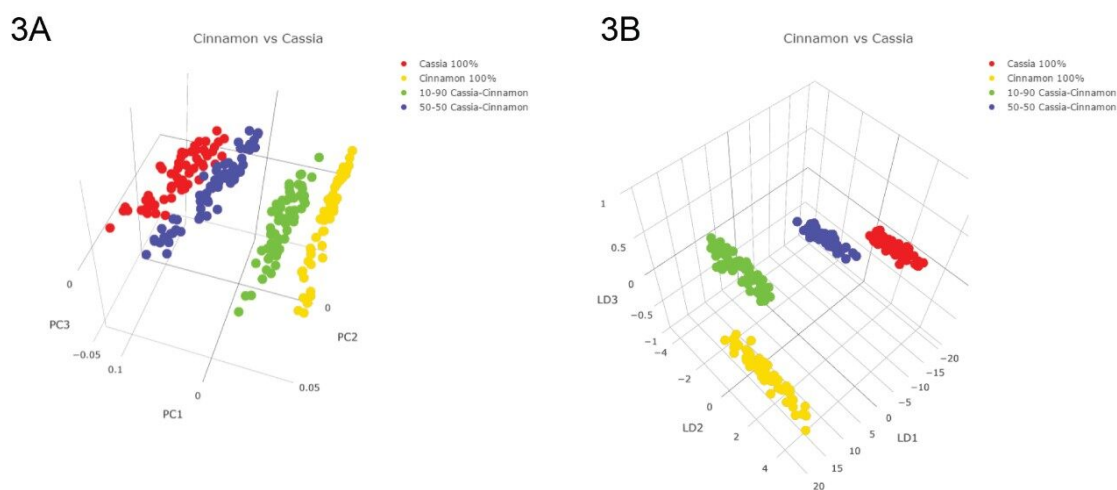


Figure 3. A. PCA and B. PCA/LDA scores plots generated in LiveID for the DART QDa cinnamon authenticity model.

The loadings plot (Figure 4) shows the significant ions contributing to the class level discrimination. The ion at 147 m/z (coumarin) is seen to be the major feature in PC 1 accounting for c. 84% of the variance. The ions at 133 (cinnamaldehyde), 163 (methyl cinnamate), 177 (cinnamyl acetate), and 183 m/z (unknown) are contributory features in PC 2 accounting for c. 6% of the variance.

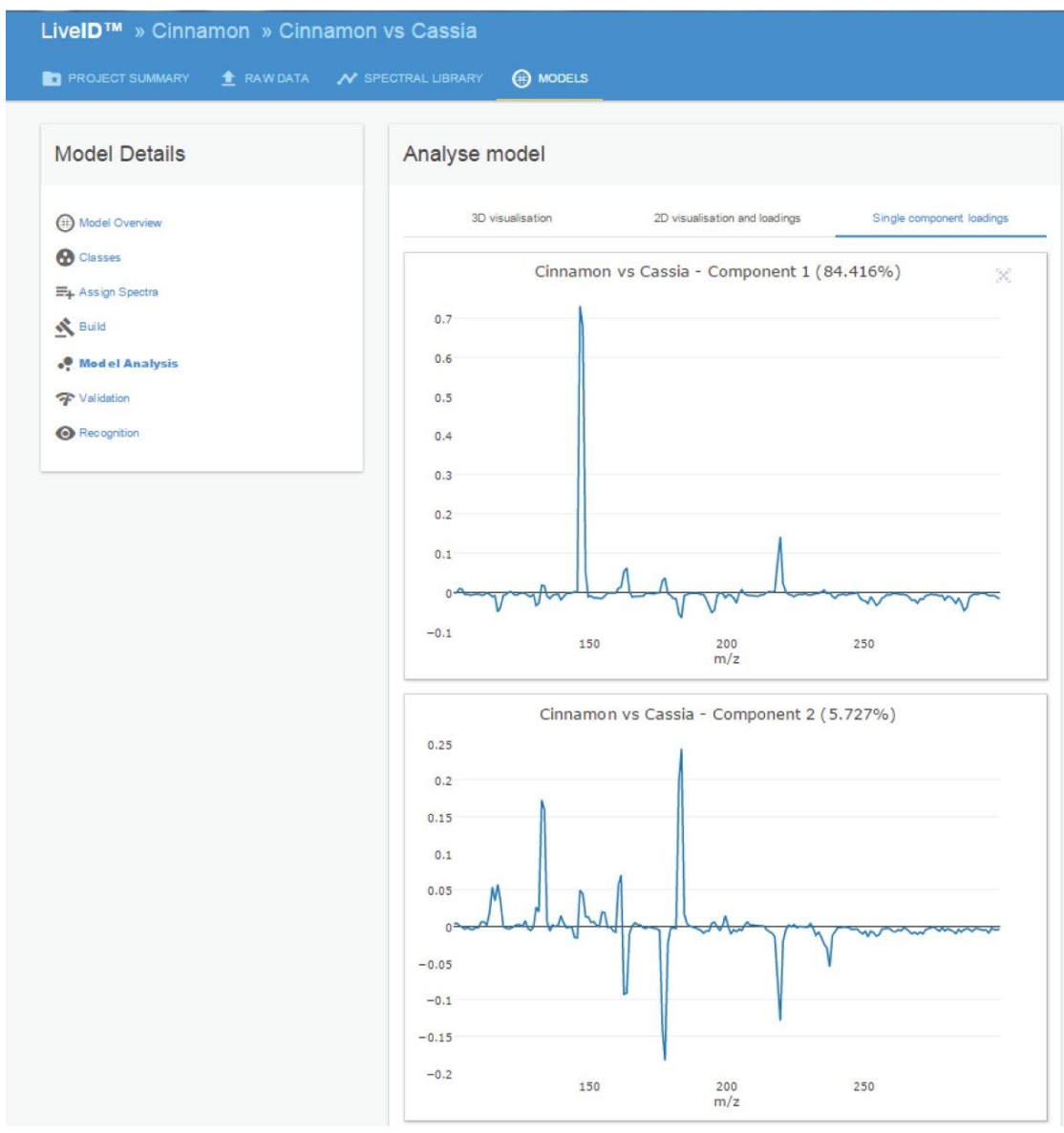


Figure 4. Loadings plots generated in LiveID for the DART QDa cinnamon authenticity model.

Model validation and inter-laboratory reproducibility

The cinnamon authenticity PCA/LDA model was subject to *in silico* cross validation using the “leave 20% out” method (Figure 5). The validation resulted in a 100% correct classification with no missed classifications and no outliers. The PCA/LDA model was also validated according to the “leave one file out” method, whereby each of the training data files was systematically excluded from the model and classified as an independent sample – which also resulted in a 100% correct classification rate.

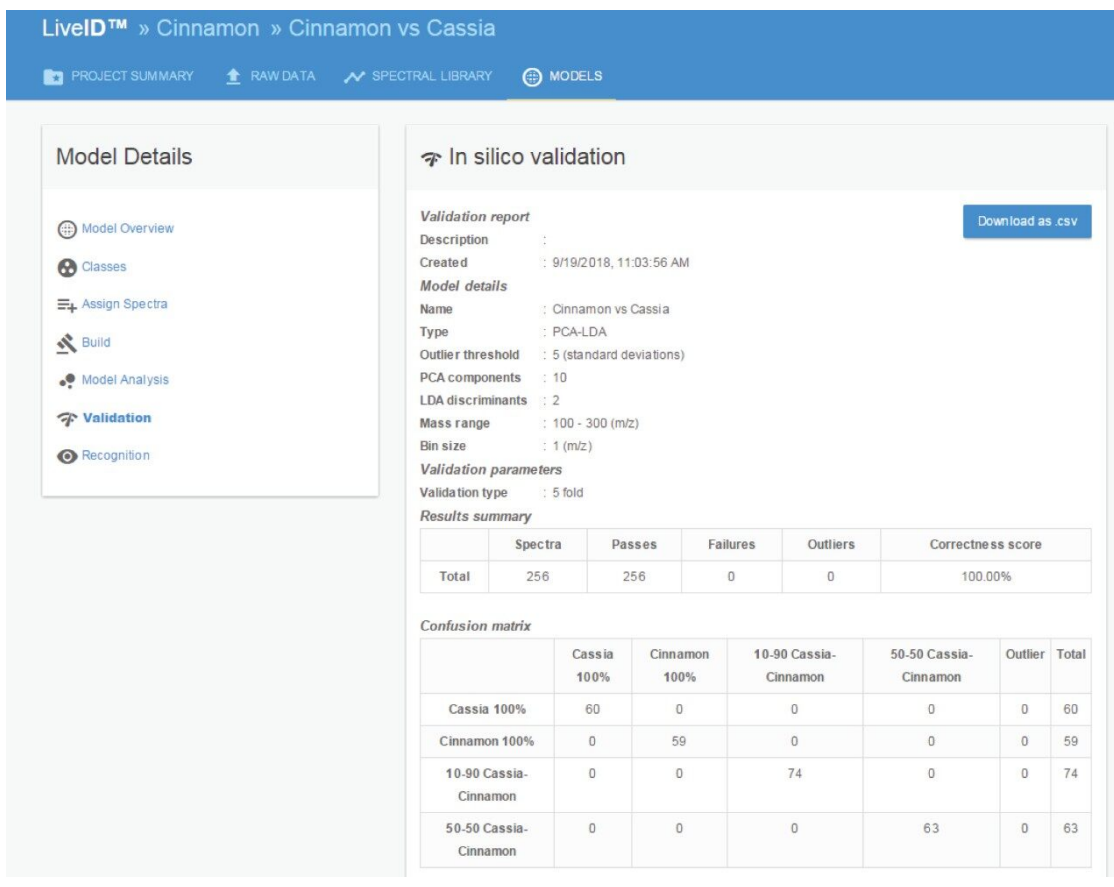


Figure 5. Cross validation (leave 20% out method) results for the DART QDa cinnamon authenticity model created from 256 spectra obtained from two different *Cinnamomum* species and prepared mixtures of the two species.

An inter-laboratory validation experiment was performed whereby new extracts of the authentic *C. verum* and *C. cassia* samples used for model training were prepared and analyzed in a second laboratory (Queen's University Belfast) using a different DART QDa LiveID System. The mass spectral data (n=12 per sample) obtained was then classified using the LiveID model in playback recognition mode and the results were recorded (Tables 1A and 1B). All 12 replicate measurements of *C. verum* sample were accurately classified with high confidence scores, and 10 out of the 12 replicate measurements of *C. cassia* sample were accurately classified with two replicates being reported as "outliers".

Region of interest	Classification result	% Confidence score	Scan
1	Cinnamon	100	7-18
2	Cinnamon	100	36-47
3	Cinnamon	100	66-78
4	Cinnamon	100	97-109
5	Cinnamon	100	126-139
6	Cinnamon	100	157-170
7	Cinnamon	100	187-200
8	Cinnamon	100	218-230
9	Cinnamon	100	248-261
10	Cinnamon	100	279-291
11	Cinnamon	100	309-322
12	Cinnamon	100	339-352

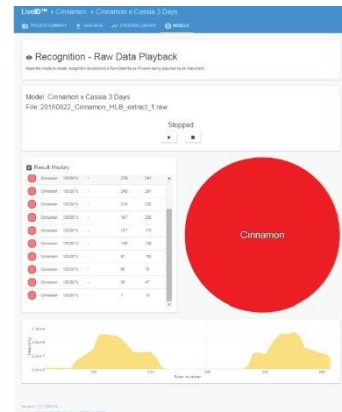


Table 1A. Inter-laboratory reproducibility showing the LiveID playback classification results for an authentic sample of 100% *C. verum* (n=12).

Region of interest	Classification result	% Confidence score	Scan
1	Outlier	36.9	7-18
2	Cassia	100	36-49
3	Outlier	37.9	66-79
4	Cassia	99.4	97-109
5	Cassia	99.4	128-139
6	Cassia	100	157-170
7	Cassia	100	187-200
8	Cassia	100	217-230
9	Cassia	100	248-261
10	Cassia	99.6	279-292
11	Cassia	99.8	309-322
12	Cassia	99.7	339-352

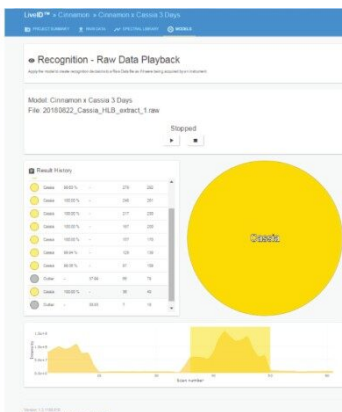


Table 1B. Inter-laboratory reproducibility showing the LiveID playback classification results for an authentic sample of 100% *C. cassia* (n=12).

As a further test of model robustness, a sample of ground spice labelled as Cinnamon, with ingredients declared as *C. cassia*, was purchased from a local retail outlet and analyzed using the described cinnamon authenticity method. The extract was analyzed using LiveID in real-time recognition mode. QuickStrip position 1 was used as a reagent blank and the results from 11 replicate measurements, shown in Figure 6, classified the retail sample as 100% *C. cassia* with a high confidence score.

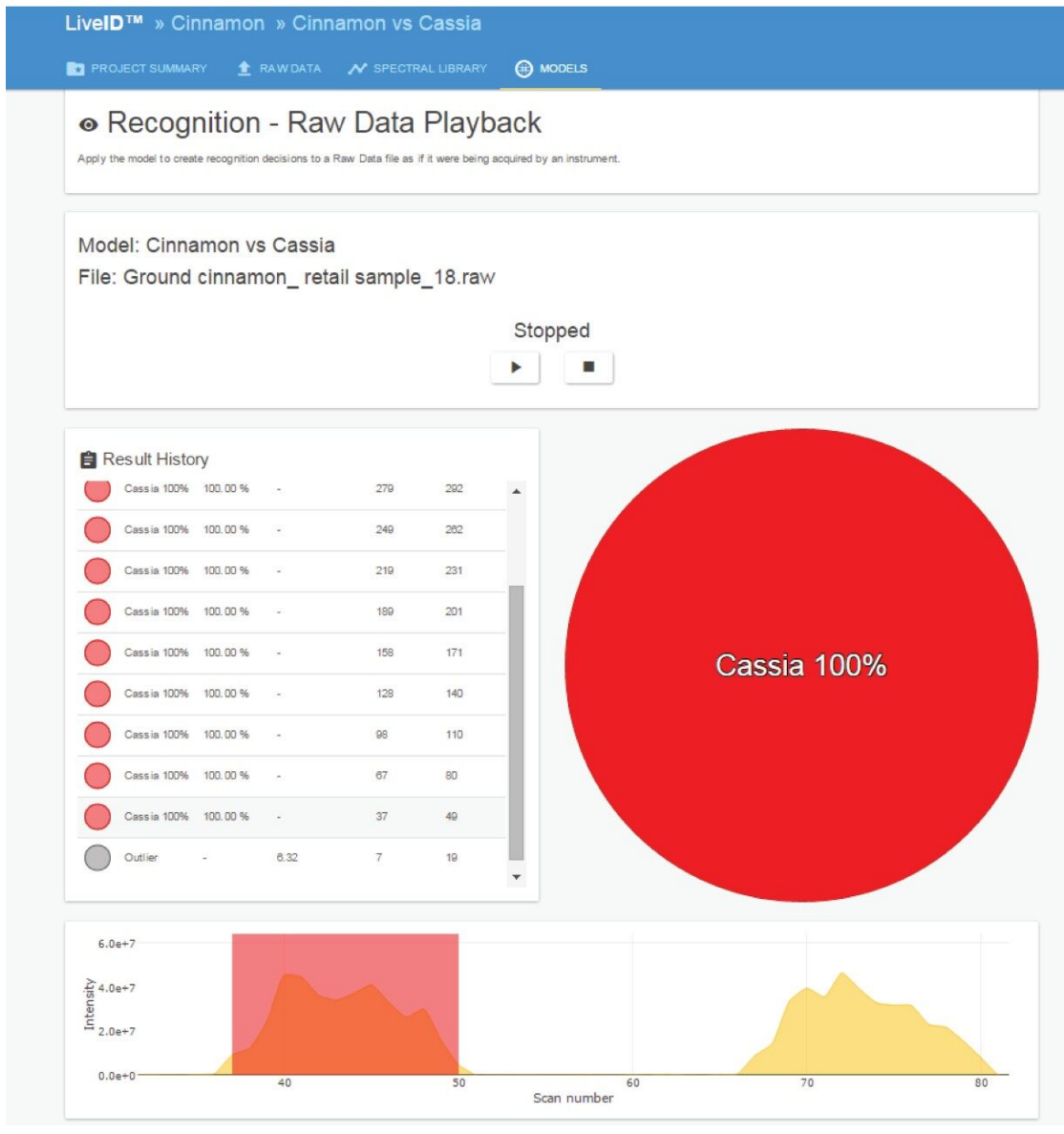


Figure 6. LiveID in real time recognition results recorded for the retail sample of ground cinnamon.

Conclusion

- DART QDa detected the key discriminatory ions present in crude extracts of ground powders of the Cinnamomum species (*C. verum* and *C. cassia*) used within this study.

- Using the full scan mass spectral data obtained from DART QDa, a chemometric model has been built using LiveID Software. The predictive accuracy of the model has been determined as 100% based on “leave 20% out” validation using the training set data.
- The LiveID model is able to detect adulteration via substitution or dilution of true cinnamon with *C. cassia* to levels of circa 10% as demonstrated in mixtures.
- The results of the inter-laboratory reproducibility study show that it is possible to generate data in a different laboratory location using a different instrumentation and obtain the correct classification from the model.
- DART QDa System with LiveID is fit-for-purpose as a rapid profiling technique and is capable of providing results for 12 samples within 3 minutes via the QuickStrip or Dip-IT introduction modes.
- It is also expected that this method can be optimized for applicability to other dried spice and herb commodities and used for authenticity, composition, and food QC testing purposes.

References

1. Grieve M. A Modern Herbal. Vol. I. *Dover Publications*, 1971.
2. https://www.bfr.bund.de/en/press_information/2012/26/cassia_cinnamon_with_high_coumarin_contents_to_be_cons_131836.html
3. Venter A, Nefliu M, Cooks R G. Ambient Desorption Ionization Mass Spectrometry. *TrAC*. 27: 284–290, 2008.

Acknowledgements

The authors kindly acknowledge John Hill, British Spice and Pepper Board, for the provision of the authentic *Cinnamomum* species samples.

Featured Products

MassLynx MS Software <<https://www.waters.com/513662>>

ACQUITY QDa Mass Detector <<https://www.waters.com/134761404>>

LiveID Software <<https://www.waters.com/134939519>>

DART QDa System with LiveID <<https://www.waters.com/134983082>>

720006409, October 2018

©2019 Waters Corporation. All Rights Reserved.